



Marriott Vacation Club® Collection
2012 – 2013 VACATION CLUB POINTS CHARTS



TABLE OF CONTENTS

EAST

Marriott's Custom House	1
Marriott's Fairway Villas	2
Marriott's Manor Club	3
Marriott's OceanWatch	4
Marriott's Barony Beach Club	5
Marriott's SurfWatch®	6
Marriott's Harbour Point	7
Marriott's Sunset Pointe	8
Marriott's Grande Ocean	9
Marriott's Monarch	10
Marriott's Heritage Club	11
Marriott's Harbour Club	12

FLORIDA

Marriott's Crystal Shores	13
Marriott's Villas at Doral	14
Marriott's BeachPlace Towers	15
Marriott's Oceana Palms	16
Marriott's Ocean Pointe	17
Marriott's Lakeshore Reserve	18
Marriott's Grande Vista	19
Marriott's Harbour Lake	20
Marriott's Cypress Harbour	21
Marriott's Royal Palms	22
Marriott's Sabal Palms	23
Marriott's Imperial Palms	24
Marriott's Legends Edge	25

WEST

Marriott's Willow Ridge Lodge	26
Marriott's Mountain Valley Lodge	27
Marriott's StreamSide	28
Marriott's MountainSide	29
Marriott's Summit Watch	30
Marriott's Canyon Villas	31
Marriott's Grand Chateau®	32
Marriott's Desert Springs Villas	33
Marriott's Desert Springs Villas II	34
Marriott's Shadow Ridge	35
Marriott's Shadow Ridge Enclaves	36
Marriott's Newport Coast® Villas	37
Marriott Grand Residence Club®, Lake Tahoe	38
Marriott's Timber Lodge®	39

HAWAII

Marriott's Maui Ocean Club	40
Marriott's Ko Olina Beach Club	42
Marriott's Kauai Beach Club	43
Marriott's Kauai Lagoons – Kalanipu'u	44
Marriott's Waiohai Beach Club	45

CARIBBEAN

Marriott's Aruba Surf Club	46
Marriott's Aruba Ocean Club	47
Marriott's St. Kitts Beach Club	48
Marriott's Frenchman's Cove	49

EUROPE

Marriott's Village d'Ile-de-France	50
Marriott's Playa Andaluza	51
Marriott's Club Son Antem	52
Marriott's Marbella Beach Resort	53

LUXURY

The Ritz-Carlton Club®, Vail	54
------------------------------	----



Marriott's Custom House E
Boston, Massachusetts

2012	2013	Day*	Unit Type 1-Bedroom
Jan 6 – Jan 26 Nov 16 – Dec 20	Jan 4 – Jan 31 Nov 22 – Dec 19	Fri – Sat	500
		Sun – Thur	200
		Full Week	2,000
Jan 27 – May 24	Feb 1 – May 30	Fri – Sat	700
		Sun – Thur	300
		Full Week	2,900
May 25 – Nov 15	May 31 – Nov 21	Fri – Sat	775
		Sun – Thur	325
		Full Week	3,175
Dec 21 – Dec 27	Dec 20 – Dec 26	Fri – Sat	825
		Sun – Thur	325
		Full Week	3,275
Dec 28 – Jan 3 [†]	Dec 27 – Jan 2 [†]	Fri – Sat	850
		Sun – Thur	350
		Full Week	3,450



*All Vacation Club Points listed are per night unless noted as Full Week. †For dates/weeks with a December – January overlap, usage ends in subsequent year.



Marriott's Fairway Villas **T E**
Absecon, New Jersey

2012	2013	Day*	Unit Type 2-Bedroom
Jan 6 – Mar 1 Nov 2 – Dec 20	Jan 4 – Mar 7 Nov 8 – Dec 19	Fri – Sat	300
		Sun – Thur	125
		Full Week	1,225
Mar 2 – May 17 Aug 24 – Nov 1 Dec 21 – Jan 3 [†]	Mar 8 – May 23 Aug 30 – Nov 7 Dec 20 – Jan 2 [†]	Fri – Sat	450
		Sun – Thur	175
		Full Week	1,775
May 18 – Aug 23	May 24 – Aug 29	Fri – Sat	675
		Sun – Thur	275
		Full Week	2,725



*All Vacation Club Points listed are per night unless noted as Full Week. [†]For dates/weeks with a December – January overlap, usage ends in subsequent year.



Marriott's Manor Club **T E**
 Williamsburg, Virginia

2012	2013	Day*	Unit Type		
			Studio	1-Bedroom	2-Bedroom
Jan 6 – Feb 23 Nov 23 – Dec 20	Jan 4 – Feb 28 Nov 29 – Dec 19	Fri – Sat	150	225	325
		Sun – Thur	75	100	150
		Full Week	675	950	1,400
Feb 24 – Mar 22 Oct 26 – Nov 22	Mar 1 – Mar 28 Nov 1 – Nov 28	Fri – Sat	250	350	525
		Sun – Thur	100	150	225
		Full Week	1,000	1,450	2,175
Mar 23 – May 31 Aug 24 – Oct 25	Mar 29 – Jun 6 Aug 30 – Oct 31	Fri – Sat	275	400	625
		Sun – Thur	125	175	250
		Full Week	1,175	1,675	2,500
Jun 1 – Aug 23	Jun 7 – Aug 29	Fri – Sat	350	475	725
		Sun – Thur	150	200	300
		Full Week	1,450	1,950	2,950
Dec 21 – Dec 27	Dec 20 – Dec 26	Fri – Sat	250	350	525
		Sun – Thur	100	150	225
		Full Week	1,000	1,450	2,175
Dec 28 – Jan 3	Dec 27 – Jan 2 [†]	Fri – Sat	275	400	625
		Sun – Thur	125	175	250
		Full Week	1,175	1,675	2,500



*All Vacation Club Points listed are per night unless noted as Full Week. [†]For dates/weeks with a December – January overlap, usage ends in subsequent year.



Marriott's OceanWatch **T E** Myrtle Beach, South Carolina

Unit Type Legend			
GV	Garden View	OS	Ocean Side
OV	Ocean View	OF	Ocean Front

2012	2013	Day*	Unit Type 2-Bedroom			
			GV	OV	OS	OF
Jan 6 – Feb 23 Nov 30 – Jan 3 [†]	Jan 4 – Feb 28 Dec 6 – Jan 2	Fri – Sat	175	200	225	250
		Sun – Thur	50	75	100	125
		Full Week	600	775	950	1,125
Feb 24 – Mar 22 Sep 7 – Nov 29	Mar 1 – Mar 28 Sep 13 – Dec 5	Fri – Sat	400	425	475	525
		Sun – Thur	150	175	200	225
		Full Week	1,550	1,725	1,950	2,175
Mar 23 – May 10 Aug 10 – Sep 6	Mar 29 – May 16 Aug 16 – Sep 12	Fri – Sat	650	700	775	875
		Sun – Thur	275	300	325	350
		Full Week	2,675	2,900	3,175	3,500
May 11 – Jun 28 Jul 6 – Aug 9	May 17 – Jun 27 Jul 5 – Aug 15	Fri – Sat	850	925	1,025	1,150
		Sun – Thur	350	375	425	475
		Full Week	3,450	3,725	4,175	4,675
Jun 29 – Jul 5	Jun 28 – Jul 4 [†]	Fri – Sat	975	1,050	1,175	1,325
		Sun – Thur	400	425	475	550
		Full Week	3,950	4,225	4,725	5,400



*All Vacation Club Points listed are per night unless noted as Full Week. [†]For dates/weeks with a December – January overlap, usage ends in subsequent year.



Marriott's Barony Beach Club T E
Hilton Head Island, South Carolina

Unit Type Legend		
GV	Garden View	OF Ocean Front
OS	Ocean Side	

2012	2013	Day*	Unit Type 2-Bedroom		
			GV	OS	OF
Jan 6 – Jan 26 Nov 30 – Dec 20	Jan 4 – Jan 31 Dec 6 – Dec 19	Fri – Sat	200	225	275
		Sun – Thur	50	75	125
		Full Week	650	825	1,175
Jan 27 – Mar 22 Oct 26 – Nov 29	Feb 1 – Mar 28 Nov 1 – Dec 5	Fri – Sat	425	525	600
		Sun – Thur	175	200	250
		Full Week	1,725	2,050	2,450
Mar 23 – May 24 Aug 24 – Oct 25	Mar 29 – May 30 Aug 30 – Oct 31	Fri – Sat	700	850	1,000
		Sun – Thur	300	350	400
		Full Week	2,900	3,450	4,000
May 25 – Aug 23	May 31 – Aug 29	Fri – Sat	925	1,125	1,325
		Sun – Thur	375	450	550
		Full Week	3,725	4,500	5,400
Dec 21 – Dec 27	Dec 20 – Dec 26	Fri – Sat	425	525	600
		Sun – Thur	175	200	250
		Full Week	1,725	2,050	2,450
Dec 28 – Jan 3 [†]	Dec 27 – Jan 2 [†]	Fri – Sat	425	525	600
		Sun – Thur	175	200	250
		Full Week	1,725	2,050	2,450



*All Vacation Club Points listed are per night unless noted as Full Week. †For dates/weeks with a December – January overlap, usage ends in subsequent year.



Marriott's SurfWatch® T E
 Hilton Head Island, South Carolina

Unit Type Legend		
GV	Garden View	OC Ocean Vista
OS	Ocean Side	

2012	2013	Day*	Unit Type					
			2-Bedroom			3-Bedroom		
			GV	OS	OC	GV	OS	OC
Jan 6 – Jan 26 Nov 30 – Dec 20	Jan 4 – Jan 31 Dec 6 – Dec 19	Fri – Sat	200	225	250	250	300	325
		Sun – Thur	50	75	100	100	125	150
		Full Week	650	825	1,000	1,000	1,225	1,400
Jan 27 – Mar 22 Oct 26 – Nov 29	Feb 1 – Mar 28 Nov 1 – Dec 5	Fri – Sat	425	525	575	575	700	750
		Sun – Thur	175	200	225	225	275	300
		Full Week	1,725	2,050	2,275	2,275	2,775	3,000
Mar 23 – May 24 Aug 24 – Oct 25	Mar 29 – May 30 Aug 30 – Oct 31	Fri – Sat	700	850	950	950	1,150	1,225
		Sun – Thur	300	350	375	375	475	500
		Full Week	2,900	3,450	3,775	3,775	4,675	4,950
May 25 – Aug 23	May 31 – Aug 29	Fri – Sat	925	1,125	1,250	1,250	1,525	1,625
		Sun – Thur	375	450	500	500	625	650
		Full Week	3,725	4,500	5,000	5,000	6,175	6,500
Dec 21 – Dec 27	Dec 20 – Dec 26	Fri – Sat	425	525	575	575	700	750
		Sun – Thur	175	200	225	225	275	300
		Full Week	1,725	2,050	2,275	2,275	2,775	3,000
Dec 28 – Jan 3 [†]	Dec 27 – Jan 2 [†]	Fri – Sat	425	525	575	575	700	750
		Sun – Thur	175	200	225	225	275	300
		Full Week	1,725	2,050	2,275	2,275	2,775	3,000



*All Vacation Club Points listed are per night unless noted as Full Week. †For dates/weeks with a December – January overlap, usage ends in subsequent year.



Marriott's Harbour Point **T E**
Hilton Head Island, South Carolina

2012	2013	Day*	Unit Type 2-Bedroom
Jan 7 – Jan 26 Nov 30 – Dec 20	Jan 4 – Jan 31 Dec 6 – Dec 19	Fri – Sat	75
		Sun – Thur	50
		Full Week	400
Jan 27 – Mar 22 Oct 26 – Nov 29	Feb 1 – Mar 28 Nov 1 – Dec 5	Fri – Sat	150
		Sun – Thur	75
		Full Week	675
Mar 23 – May 24 Aug 24 – Oct 25	Mar 29 – May 30 Aug 30 – Oct 31	Fri – Sat	225
		Sun – Thur	100
		Full Week	950
May 25 – Aug 23	May 31 – Aug 29	Fri – Sat	300
		Sun – Thur	125
		Full Week	1,225
Dec 21 – Dec 27	Dec 20 – Dec 26	Fri – Sat	150
		Sun – Thur	75
		Full Week	675
Dec 28 – Jan 3 [†]	Dec 27 – Jan 2 [†]	Fri – Sat	150
		Sun – Thur	75
		Full Week	675



*All Vacation Club Points listed are per night unless noted as Full Week. †For dates/weeks with a December – January overlap, usage ends in subsequent year.



Marriott's Sunset Pointe **T E**
Hilton Head Island, South Carolina

2012	2013	Day*	Unit Type 2-Bedroom
Jan 6 – Jan 26 Nov 30 – Dec 20	Jan 4 – Jan 31 Dec 6 – Dec 19	Fri – Sat	75
		Sun – Thur	50
		Full Week	400
Jan 27 – Mar 22 Oct 26 – Nov 29	Feb 1 – Mar 28 Nov 1 – Dec 5	Fri – Sat	150
		Sun – Thur	75
		Full Week	675
Mar 23 – May 24 Aug 24 – Oct 25	Mar 29 – May 30 Aug 30 – Oct 31	Fri – Sat	250
		Sun – Thur	100
		Full Week	1,000
May 25 – Aug 23	May 31 – Aug 29	Fri – Sat	325
		Sun – Thur	150
		Full Week	1,400
Dec 21 – Dec 27	Dec 20 – Dec 26	Fri – Sat	150
		Sun – Thur	75
		Full Week	675
Dec 28 – Jan 3 [†]	Dec 27 – Jan 2 [†]	Fri – Sat	150
		Sun – Thur	75
		Full Week	675



*All Vacation Club Points listed are per night unless noted as Full Week. †For dates/weeks with a December – January overlap, usage ends in subsequent year.



Marriott's Grande Ocean T E
Hilton Head Island, South Carolina

Unit Type Legend	
OS Ocean Side	OF Ocean Front

2012	2013	Day*	Unit Type 2-Bedroom	
			OS	OF
Jan 6 – Jan 26 Nov 30 – Dec 20	Jan 4 – Jan 31 Dec 6 – Dec 19	Fri – Sat	225	275
		Sun – Thur	75	125
		Full Week	825	1,175
Jan 27 – Mar 22 Oct 26 – Nov 29	Feb 1 – Mar 28 Nov 1 – Dec 5	Fri – Sat	525	600
		Sun – Thur	200	250
		Full Week	2,050	2,450
Mar 23 – May 24 Aug 24 – Oct 25	Mar 29 – May 30 Aug 30 – Oct 31	Fri – Sat	850	1,000
		Sun – Thur	350	400
		Full Week	3,450	4,000
May 25 – Aug 23	May 31 – Aug 29	Fri – Sat	1,125	1,325
		Sun – Thur	450	550
		Full Week	4,500	5,400
Dec 21 – Dec 27	Dec 20 – Dec 26	Fri – Sat	525	600
		Sun – Thur	200	250
		Full Week	2,050	2,450
Dec 28 – Jan 3 [†]	Dec 27 – Jan 2 [†]	Fri – Sat	525	600
		Sun – Thur	200	250
		Full Week	2,050	2,450



*All Vacation Club Points listed are per night unless noted as Full Week. †For dates/weeks with a December – January overlap, usage ends in subsequent year.



Marriott's Monarch **T E**
Hilton Head Island, South Carolina

Unit Type Legend	
GV Garden View	OF Ocean Front

2012	2013	Day*	Unit Type		
			2-Bedroom GV	2-Bedroom OF	3-Bedroom OF
Jan 14 – Jan 26 Nov 30 – Dec 20	Jan 4 – Jan 31 Dec 6 – Dec 19	Fri – Sat	150	200	250
		Sun – Thur	50	75	100
		Full Week	550	775	1,000
Jan 27 – Mar 22 Oct 26 – Nov 29	Feb 1 – Mar 28 Nov 1 – Dec 5	Fri – Sat	300	425	575
		Sun – Thur	125	175	225
		Full Week	1,225	1,725	2,275
Mar 23 – May 24 Aug 24 – Oct 25	Mar 29 – May 30 Aug 30 – Oct 31	Fri – Sat	500	700	950
		Sun – Thur	200	300	375
		Full Week	2,000	2,900	3,775
May 25 – Aug 23	May 31 – Aug 29	Fri – Sat	650	950	1,250
		Sun – Thur	275	375	500
		Full Week	2,675	3,775	5,000
Dec 21 – Dec 27	Dec 20 – Dec 26	Fri – Sat	300	425	575
		Sun – Thur	125	175	225
		Full Week	1,225	1,725	2,275
Dec 28 – Jan 3 [†]	Dec 27 – Jan 2 [†]	Fri – Sat	300	425	575
		Sun – Thur	125	175	225
		Full Week	1,225	1,725	2,275



*All Vacation Club Points listed are per night unless noted as Full Week. †For dates/weeks with a December – January overlap, usage ends in subsequent year.



Marriott's Heritage Club T E
Hilton Head Island, South Carolina

2012	2013	Day*	Unit Type 2-Bedroom
Jan 6 – Jan 26 Nov 30 – Dec 20	Jan 4 – Jan 31 Dec 6 – Dec 19	Fri – Sat	125
		Sun – Thur	50
		Full Week	500
Jan 27 – Mar 22 Oct 26 – Nov 29	Feb 1 – Mar 28 Nov 1 – Dec 5	Fri – Sat	275
		Sun – Thur	125
		Full Week	1,175
Mar 23 – May 24 Aug 24 – Oct 25	Mar 29 – May 30 Aug 30 – Oct 31	Fri – Sat	475
		Sun – Thur	200
		Full Week	1,950
May 25 – Aug 23	May 31 – Aug 29	Fri – Sat	625
		Sun – Thur	250
		Full Week	2,500
Dec 21 – Dec 27	Dec 20 – Dec 26	Fri – Sat	275
		Sun – Thur	125
		Full Week	1,175
Dec 28 – Jan 3 [†]	Dec 27 – Jan 2 [†]	Fri – Sat	275
		Sun – Thur	125
		Full Week	1,175



*All Vacation Club Points listed are per night unless noted as Full Week. †For dates/weeks with a December – January overlap, usage ends in subsequent year.



Marriott's Harbour Club **T E**
Hilton Head Island, South Carolina

2012	2013	Day*	Unit Type 2-Bedroom
Jan 6 – Jan 26 Nov 30 – Dec 20	Jan 4 – Jan 31 Dec 6 – Dec 19	Fri – Sat	125
		Sun – Thur	50
		Full Week	500
Jan 27 – Mar 22 Oct 26 – Nov 29	Feb 1 – Mar 28 Nov 1 – Dec 5	Fri – Sat	250
		Sun – Thur	100
		Full Week	1,000
Mar 23 – May 24 Aug 24 – Oct 25	Mar 29 – May 30 Aug 30 – Oct 31	Fri – Sat	425
		Sun – Thur	175
		Full Week	1,725
May 25 – Aug 23	May 31 – Aug 29	Fri – Sat	575
		Sun – Thur	225
		Full Week	2,275
Dec 21 – Dec 27	Dec 20 – Dec 26	Fri – Sat	250
		Sun – Thur	100
		Full Week	1,000
Dec 28 – Jan 3 [†]	Dec 27 – Jan 2 [†]	Fri – Sat	250
		Sun – Thur	100
		Full Week	1,000



*All Vacation Club Points listed are per night unless noted as Full Week. †For dates/weeks with a December – January overlap, usage ends in subsequent year.



Marriott's Crystal Shores **T E**

Marco Island, Florida

Unit Type Legend			
UV	Gulf View	UF	Gulf Front
US	Gulf Side	PH UF	Penthouse Gulf Front

2012	2013	Day*	Unit Type			
			2-Bedroom		3-Bedroom	
			UV	US	UF	PH UF
Jan 6 – Jan 26 Apr 6 – Apr 26	Jan 4 – Jan 31 Apr 12 – May 2	Fri – Sat	1,250	1,350	1,600	2,200
		Sun – Thur	500	550	650	900
		Full Week	5,000	5,450	6,450	8,900
Jan 27 – Feb 16 Feb 24 – Apr 5	Feb 1 – Feb 14 Feb 22 – Apr 11	Fri – Sat	1,300	1,450	1,800	2,350
		Sun – Thur	550	600	750	950
		Full Week	5,350	5,900	7,350	9,450
Apr 27 – Aug 16 Oct 19 – Nov 29	May 3 – Aug 22 Oct 25 – Dec 5	Fri – Sat	750	850	1,000	1,300
		Sun – Thur	300	350	450	550
		Full Week	3,000	3,450	4,250	5,350
Aug 17 – Oct 18 Nov 30 – Dec 20	Aug 23 – Oct 24 Dec 6 – Dec 19	Fri – Sat	500	650	800	900
		Sun – Thur	200	225	275	300
		Full Week	2,000	2,425	2,975	3,300
Feb 17 – Feb 23	Feb 15 – Feb 21	Fri – Sat	1,700	1,900	2,350	3,075
		Sun – Thur	700	750	950	1,200
		Full Week	6,900	7,550	9,450	12,150
Dec 21 – Dec 27	Dec 20 – Dec 26	Fri – Sat	1,300	1,450	1,800	2,350
		Sun – Thur	550	600	750	950
		Full Week	5,350	5,900	7,350	9,450
Dec 28 – Jan 3 [†]	Dec 27 – Jan 2 [†]	Fri – Sat	1,450	1,600	1,950	2,600
		Sun – Thur	600	650	800	1,050
		Full Week	5,900	6,450	7,900	10,450



*All Vacation Club Points listed are per night unless noted as Full Week. †For dates/weeks with a December – January overlap, usage ends in subsequent year.



Marriott's Villas at Doral T E

Miami, Florida

2012	2013	Day*	Unit Type 2-Bedroom
Jan 6 – May 3	Jan 4 – May 9	Fri – Sat	575
		Sun – Thur	225
		Full Week	2,275
May 4 – May 24 Aug 24 – Nov 29	May 10 – May 30 Aug 30 – Dec 5	Fri – Sat	450
		Sun – Thur	200
		Full Week	1,900
May 25 – Aug 23 Nov 30 – Dec 20	May 31 – Aug 29 Dec 6 – Dec 19	Fri – Sat	300
		Sun – Thur	125
		Full Week	1,225
Dec 21 – Dec 27	Dec 20 – Dec 26	Fri – Sat	575
		Sun – Thur	225
		Full Week	2,275
Dec 28 – Jan 3 [†]	Dec 27 – Jan 2 [†]	Fri – Sat	650
		Sun – Thur	275
		Full Week	2,675



*All Vacation Club Points listed are per night unless noted as Full Week. [†]For dates/weeks with a December – January overlap, usage ends in subsequent year.



Marriott's BeachPlace Towers **T E**

Fort Lauderdale, Florida

2012	2013	Day*	Unit Type		
			Studio	1-Bedroom	2-Bedroom
Jan 6 – Jan 26 Apr 6 – Apr 12 Jun 1 – Aug 23	Jan 4 – Jan 31 Apr 12 – Apr 18 Jun 7 – Aug 29	Fri – Sat	375	550	825
		Sun – Thur	150	225	350
		Full Week	1,500	2,225	3,400
Jan 27 – Feb 16 Feb 24 – Apr 5	Feb 1 – Feb 14 Feb 22 – Apr 11	Fri – Sat	425	600	900
		Sun – Thur	175	250	375
		Full Week	1,725	2,450	3,675
Apr 13 – May 31 Aug 24 – Aug 30 Sep 28 – Nov 29	Apr 19 – Jun 6 Aug 30 – Sep 5 Oct 4 – Dec 5	Fri – Sat	275	375	575
		Sun – Thur	125	150	250
		Full Week	1,175	1,500	2,400
Aug 31 – Sep 27 Nov 30 – Dec 20	Sep 6 – Oct 3 Dec 6 – Dec 19	Fri – Sat	200	275	425
		Sun – Thur	75	125	175
		Full Week	775	1,175	1,725
Feb 17 – Feb 23	Feb 15 – Feb 21	Fri – Sat	525	750	1,150
		Sun – Thur	225	300	475
		Full Week	2,175	3,000	4,675
Dec 21 – Dec 27	Dec 20 – Dec 26	Fri – Sat	375	550	825
		Sun – Thur	150	225	350
		Full Week	1,500	2,225	3,400
Dec 28 – Jan 3 [†]	Dec 27 – Jan 2 [†]	Fri – Sat	475	675	1,025
		Sun – Thur	200	275	425
		Full Week	1,950	2,725	4,175



*All Vacation Club Points listed are per night unless noted as Full Week. [†]For dates/weeks with a December – January overlap, usage ends in subsequent year.



Marriott's Oceana Palms **T E**

Riviera Beach, Singer Island, Florida

Unit Type Legend

OV Ocean View	OF Ocean Front
---------------	----------------

2012	2013	Day*	Unit Type 2-Bedroom	
			OV	OF
Jan 6 – Jan 26 Apr 6 – May 10 Nov 2 – Dec 20	Jan 4 – Jan 31 Apr 12 – May 16 Nov 8 – Dec 19	Fri – Sat	1,050	1,300
		Sun – Thur	425	525
		Full Week	4,225	5,225
Jan 27 – Feb 16 Feb 24 – Apr 5	Feb 1 – Feb 14 Feb 22 – Apr 11	Fri – Sat	1,175	1,450
		Sun – Thur	475	600
		Full Week	4,725	5,900
May 11 – Aug 30 Sep 28 – Nov 1	May 17 – Sep 5 Oct 4 – Nov 7	Fri – Sat	725	900
		Sun – Thur	300	375
		Full Week	2,950	3,675
Aug 31 – Sep 27	Sep 6 – Oct 3	Fri – Sat	500	650
		Sun – Thur	200	275
		Full Week	2,000	2,675
Feb 17 – Feb 23	Feb 15 – Feb 21	Fri – Sat	1,525	1,900
		Sun – Thur	625	775
		Full Week	6,175	7,675
Dec 21 – Dec 27	Dec 20 – Dec 26	Fri – Sat	1,175	1,450
		Sun – Thur	475	600
		Full Week	4,725	5,900
Dec 28 – Jan 3 [†]	Dec 27 – Jan 2 [†]	Fri – Sat	1,275	1,575
		Sun – Thur	525	650
		Full Week	5,175	6,400



*All Vacation Club Points listed are per night unless noted as Full Week. [†]For dates/weeks with a December – January overlap, usage ends in subsequent year.



Marriott's Ocean Pointe **T E**

Palm Beach Shores, Florida

Unit Type Legend

OS Ocean Side OF Ocean Front

2012	2013	Day*	Unit Type						
			Studio		1-Bedroom		2-Bedroom		3-Bedroom
			OS	OF	OS	OF	OS	OF	OF
Jan 6 – Jan 26 Apr 6 – May 10 Nov 2 – Dec 20	Jan 4 – Jan 31 Apr 12 – May 16 Nov 8 – Dec 19	Fri – Sat	475	575	675	850	1,050	1,300	1,450
		Sun – Thur	200	250	275	350	425	525	600
		Full Week	1,950	2,400	2,725	3,450	4,225	5,225	5,900
Jan 27 – Feb 16 Feb 24 – Apr 5	Feb 1 – Feb 14 Feb 22 – Apr 11	Fri – Sat	525	675	775	950	1,175	1,450	1,625
		Sun – Thur	225	275	325	400	475	600	650
		Full Week	2,175	2,725	3,175	3,900	4,725	5,900	6,500
May 11 – Aug 30 Sep 28 – Nov 1	May 17 – Sep 5 Oct 4 – Nov 7	Fri – Sat	325	400	475	575	725	900	1,000
		Sun – Thur	150	175	200	250	300	375	400
		Full Week	1,400	1,675	1,950	2,400	2,950	3,675	4,000
Aug 31 – Sep 27	Sep 6 – Oct 3	Fri – Sat	225	300	325	425	500	650	700
		Sun – Thur	100	125	150	175	200	275	300
		Full Week	950	1,225	1,400	1,725	2,000	2,675	2,900
Feb 17 – Feb 23	Feb 15 – Feb 21	Fri – Sat	700	850	1,000	1,225	1,525	1,900	2,125
		Sun – Thur	275	350	400	500	625	775	850
		Full Week	2,775	3,450	4,000	4,950	6,175	7,675	8,500
Dec 21 – Dec 27	Dec 20 – Dec 26	Fri – Sat	525	675	775	950	1,175	1,450	1,625
		Sun – Thur	225	275	325	400	475	600	650
		Full Week	2,175	2,725	3,175	3,900	4,725	5,900	6,500
Dec 28 – Jan 3 [†]	Dec 27 – Jan 2 [†]	Fri – Sat	575	725	825	1,025	1,275	1,575	1,775
		Sun – Thur	250	300	350	425	525	650	725
		Full Week	2,400	2,950	3,400	4,175	5,175	6,400	7,175

*All Vacation Club Points listed are per night unless noted as Full Week. [†]For dates/weeks with a December – January overlap, usage ends in subsequent year.

FLORIDA



Marriott's Lakeshore Reserve **T E**

Orlando, Florida

Unit Type Legend	
S Standard	D Deluxe

2012	2013	Day*	Unit Type						
			Studio		1-Bedroom		2-Bedroom		3-Bedroom
			S	D	S	D	S	D	D
Jan 6 – Feb 16 Apr 6 – Apr 26 Jun 1 – Aug 23	Jan 4 – Feb 14 Apr 12 – May 2 Jun 7 – Aug 29	Fri – Sat	350	425	525	600	800	925	1,025
		Sun – Thur	150	175	225	250	325	375	425
		Full Week	1,450	1,725	2,175	2,450	3,225	3,725	4,175
Feb 24 – Apr 5	Feb 22 – Apr 11	Fri – Sat	400	475	575	675	875	1,025	1,125
		Sun – Thur	175	200	250	275	350	425	450
		Full Week	1,675	1,950	2,400	2,725	3,500	4,175	4,500
Apr 27 – May 31 Nov 30 – Dec 20	May 3 – Jun 6 Dec 6 – Dec 19	Fri – Sat	250	275	350	400	525	600	675
		Sun – Thur	100	125	150	175	225	250	275
		Full Week	1,000	1,175	1,450	1,675	2,175	2,450	2,725
Aug 24 – Nov 29	Aug 30 – Dec 5	Fri – Sat	325	375	450	525	675	800	900
		Sun – Thur	125	150	175	225	275	325	375
		Full Week	1,275	1,500	1,775	2,175	2,725	3,225	3,675
Feb 17 – Feb 23	Feb 15 – Feb 21	Fri – Sat	450	525	650	750	1,000	1,150	1,275
		Sun – Thur	200	225	275	300	400	475	525
		Full Week	1,900	2,175	2,675	3,000	4,000	4,675	5,175
Dec 21 – Dec 27	Dec 20 – Dec 26	Fri – Sat	400	475	575	675	875	1,025	1,125
		Sun – Thur	175	200	225	275	350	425	450
		Full Week	1,675	1,950	2,275	2,725	3,500	4,175	4,500
Dec 28 – Jan 3 [†]	Dec 27 – Jan 2 [†]	Fri – Sat	450	525	650	750	1,000	1,150	1,300
		Sun – Thur	200	225	275	300	400	475	525
		Full Week	1,900	2,175	2,675	3,000	4,000	4,675	5,225

*All Vacation Club Points listed are per night unless noted as Full Week. [†]For dates/weeks with a December – January overlap, usage ends in subsequent year.



Marriott's Grande Vista **T E**

Orlando, Florida

2012	2013	Day*	Unit Type			
			Studio	1-Bedroom	2-Bedroom	3-Bedroom
Jan 6 – Feb 16 Apr 6 – Apr 26 Jun 1 – Aug 23	Jan 4 – Feb 14 Apr 12 – May 2 Jun 7 – Aug 29	Fri – Sat	325	450	700	950
		Sun – Thur	150	200	300	400
		Full Week	1,400	1,900	2,900	3,900
Feb 24 – Apr 5	Feb 22 – Apr 11	Fri – Sat	350	525	775	1,050
		Sun – Thur	175	225	325	425
		Full Week	1,575	2,175	3,175	4,225
Apr 27 – May 31 Nov 30 – Dec 20	May 3 – Jun 6 Dec 6 – Dec 19	Fri – Sat	225	300	450	625
		Sun – Thur	100	125	200	250
		Full Week	950	1,225	1,900	2,500
Aug 24 – Nov 29	Aug 30 – Dec 5	Fri – Sat	275	400	625	825
		Sun – Thur	125	175	250	350
		Full Week	1,175	1,675	2,500	3,400
Feb 17 – Feb 23	Feb 15 – Feb 21	Fri – Sat	400	575	875	1,200
		Sun – Thur	200	250	350	475
		Full Week	1,800	2,400	3,500	4,775
Dec 21 – Dec 27	Dec 20 – Dec 26	Fri – Sat	350	525	775	1,050
		Sun – Thur	150	225	325	425
		Full Week	1,450	2,175	3,175	4,225
Dec 28 – Jan 3 [†]	Dec 27 – Jan 2 [†]	Fri – Sat	400	575	875	1,200
		Sun – Thur	200	250	350	475
		Full Week	1,800	2,400	3,500	4,775



*All Vacation Club Points listed are per night unless noted as Full Week. [†]For dates/weeks with a December – January overlap, usage ends in subsequent year.



Marriott's Harbour Lake **T E**

Orlando, Florida

2012	2013	Day*	Unit Type		
			Studio	1-Bedroom	2-Bedroom
Jan 6 – Feb 16 Apr 6 – Apr 26 Jun 1 – Aug 23	Jan 4 – Feb 14 Apr 12 – May 2 Jun 7 – Aug 29	Fri – Sat	300	425	650
		Sun – Thur	125	175	275
		Full Week	1,225	1,725	2,675
Feb 24 – Apr 5	Feb 22 – Apr 11	Fri – Sat	325	475	700
		Sun – Thur	150	200	300
		Full Week	1,400	1,950	2,900
Apr 27 – May 31 Nov 30 – Dec 20	May 3 – Jun 6 Dec 6 – Dec 19	Fri – Sat	200	275	425
		Sun – Thur	75	125	175
		Full Week	775	1,175	1,725
Aug 24 – Nov 29	Aug 30 – Dec 5	Fri – Sat	250	375	550
		Sun – Thur	100	150	225
		Full Week	1,000	1,500	2,225
Feb 17 – Feb 23	Feb 15 – Feb 21	Fri – Sat	375	525	800
		Sun – Thur	175	225	325
		Full Week	1,625	2,175	3,225
Dec 21 – Dec 27	Dec 20 – Dec 26	Fri – Sat	325	475	700
		Sun – Thur	150	200	300
		Full Week	1,400	1,950	2,900
Dec 28 – Jan 3 [†]	Dec 27 – Jan 2 [†]	Fri – Sat	375	525	800
		Sun – Thur	175	225	325
		Full Week	1,625	2,175	3,225



*All Vacation Club Points listed are per night unless noted as Full Week. [†]For dates/weeks with a December – January overlap, usage ends in subsequent year.



Marriott's Cypress Harbour **T E**

Orlando, Florida

2012	2013	Day*	Unit Type 2-Bedroom
Jan 6 – Feb 16 Apr 6 – Apr 26 Jun 1 – Aug 23	Jan 4 – Feb 14 Apr 12 – May 2 Jun 7 – Aug 29	Fri – Sat	650
		Sun – Thur	275
		Full Week	2,675
Feb 24 – Apr 5	Feb 22 – Apr 11	Fri – Sat	700
		Sun – Thur	300
		Full Week	2,900
Apr 27 – May 31 Nov 30 – Dec 20	May 3 – Jun 6 Dec 6 – Dec 19	Fri – Sat	425
		Sun – Thur	175
		Full Week	1,725
Aug 24 – Nov 29	Aug 30 – Dec 5	Fri – Sat	550
		Sun – Thur	225
		Full Week	2,225
Feb 17 – Feb 23	Feb 15 – Feb 21	Fri – Sat	800
		Sun – Thur	325
		Full Week	3,225
Dec 21 – Dec 27	Dec 20 – Dec 26	Fri – Sat	700
		Sun – Thur	300
		Full Week	2,900
Dec 28 – Jan 3 [†]	Dec 27 – Jan 2 [†]	Fri – Sat	800
		Sun – Thur	325
		Full Week	3,225



*All Vacation Club Points listed are per night unless noted as Full Week. [†]For dates/weeks with a December – January overlap, usage ends in subsequent year.




Marriott's Royal Palms **T E**

Orlando, Florida

2012	2013	Day*	Unit Type 2-Bedroom
Jan 6 – Feb 16 Apr 6 – Apr 26 Jun 1 – Aug 23	Jan 4 – Feb 14 Apr 12 – May 2 Jun 7 – Aug 29	Fri – Sat	550
		Sun – Thur	225
		Full Week	2,225
Feb 24 – Apr 5	Feb 22 – Apr 11	Fri – Sat	600
		Sun – Thur	250
		Full Week	2,450
Apr 27 – May 31 Nov 30 – Dec 20	May 3 – Jun 6 Dec 6 – Dec 19	Fri – Sat	350
		Sun – Thur	150
		Full Week	1,450
Aug 24 – Nov 29	Aug 30 – Dec 5	Fri – Sat	475
		Sun – Thur	200
		Full Week	1,950
Feb 17 – Feb 23	Feb 15 – Feb 21	Fri – Sat	675
		Sun – Thur	275
		Full Week	2,725
Dec 21 – Dec 27	Dec 20 – Dec 26	Fri – Sat	600
		Sun – Thur	250
		Full Week	2,450
Dec 28 – Jan 3 [†]	Dec 27 – Jan 2 [†]	Fri – Sat	675
		Sun – Thur	275
		Full Week	2,725



*All Vacation Club Points listed are per night unless noted as Full Week. [†]For dates/weeks with a December – January overlap, usage ends in subsequent year.



Marriott's Sabal Palms T E

Orlando, Florida

2012	2013	Day*	Unit Type 2-Bedroom
Jan 6 – Feb 16 Apr 6 – Apr 26 Jun 1 – Aug 23	Jan 4 – Feb 14 Apr 12 – May 2 Jun 7 – Aug 29	Fri – Sat	550
		Sun – Thur	225
		Full Week	2,225
Feb 24 – Apr 5	Feb 22 – Apr 11	Fri – Sat	600
		Sun – Thur	250
		Full Week	2,450
Apr 27 – May 31 Nov 30 – Dec 20	May 3 – Jun 6 Dec 6 – Dec 19	Fri – Sat	350
		Sun – Thur	150
		Full Week	1,450
Aug 24 – Nov 29	Aug 30 – Dec 5	Fri – Sat	475
		Sun – Thur	200
		Full Week	1,950
Feb 17 – Feb 23	Feb 15 – Feb 21	Fri – Sat	675
		Sun – Thur	275
		Full Week	2,725
Dec 21 – Dec 27	Dec 20 – Dec 26	Fri – Sat	600
		Sun – Thur	250
		Full Week	2,450
Dec 28 – Jan 3 [†]	Dec 27 – Jan 2 [†]	Fri – Sat	675
		Sun – Thur	275
		Full Week	2,725




*All Vacation Club Points listed are per night unless noted as Full Week. [†]For dates/weeks with a December – January overlap, usage ends in subsequent year.



Marriott's Imperial Palms **T E**

Orlando, Florida

2012	2013	Day*	Unit Type 3-Bedroom
Jan 6 – Feb 16 Apr 6 – Apr 26 Jun 1 – Aug 23	Jan 4 – Feb 14 Apr 12 – May 2 Jun 7 – Aug 29	Fri – Sat	600
		Sun – Thur	250
		Full Week	2,450
Feb 24 – Apr 5	Feb 22 – Apr 11	Fri – Sat	650
		Sun – Thur	275
		Full Week	2,675
Apr 27 – May 31 Nov 30 – Dec 20	May 3 – Jun 6 Dec 6 – Dec 19	Fri – Sat	400
		Sun – Thur	150
		Full Week	1,550
Aug 24 – Nov 29	Aug 30 – Dec 5	Fri – Sat	525
		Sun – Thur	200
		Full Week	2,050
Feb 17 – Feb 23	Feb 15 – Feb 21	Fri – Sat	750
		Sun – Thur	300
		Full Week	3,000
Dec 21 – Dec 27	Dec 20 – Dec 26	Fri – Sat	650
		Sun – Thur	275
		Full Week	2,675
Dec 28 – Jan 3 [†]	Dec 27 – Jan 2 [†]	Fri – Sat	750
		Sun – Thur	300
		Full Week	3,000



*All Vacation Club Points listed are per night unless noted as Full Week. [†]For dates/weeks with a December – January overlap, usage ends in subsequent year.



Marriott's Legends Edge **T E**

Panama City, Florida

2012	2013	Day*	Unit Type 2-Bedroom
Jan 6 – Mar 1	Jan 4 – Mar 7	Fri – Sat	300
Apr 13 – Apr 26	Apr 19 – May 2	Sun – Thur	125
May 25 – May 31	May 31 – Jun 6	Full Week	1,225
Aug 31 – Sep 27	Sep 6 – Oct 3	Fri – Sat	650
Nov 2 – Dec 20	Nov 8 – Dec 19	Sun – Thur	275
Mar 2 – Apr 12	Mar 8 – Apr 18	Full Week	2,675
Apr 27 – May 24	May 3 – May 30	Fri – Sat	725
Aug 10 – Aug 30	Aug 16 – Sep 5	Sun – Thur	300
Sep 28 – Nov 1	Oct 4 – Nov 7	Full Week	2,950
Jun 1 – Aug 9	Jun 7 – Aug 15	Fri – Sat	650
		Sun – Thur	275
		Full Week	2,675
Dec 21 – Dec 27	Dec 20 – Dec 26	Fri – Sat	650
		Sun – Thur	275
		Full Week	2,675
Dec 28 – Jan 3 [†]	Dec 27 – Jan 2 [†]	Fri – Sat	650
		Sun – Thur	275
		Full Week	2,675



*All Vacation Club Points listed are per night unless noted as Full Week. †For dates/weeks with a December – January overlap, usage ends in subsequent year.



Marriott's Willow Ridge Lodge **T E**

Branson, Missouri

2012	2013	Day*	Unit Type		
			Studio	1-Bedroom	2-Bedroom
Jan 6 – Mar 1 Nov 23 – Dec 20	Jan 4 – Mar 7 Nov 29 – Dec 19	Fri – Sat	100	150	200
		Sun – Thur	50	75	100
		Full Week	450	675	900
Mar 2 – May 10 Aug 31 – Nov 22	Mar 8 – May 16 Sep 6 – Nov 28	Fri – Sat	200	275	400
		Sun – Thur	75	125	175
		Full Week	775	1,175	1,675
May 11 – Aug 30	May 17 – Sep 5	Fri – Sat	275	375	575
		Sun – Thur	125	150	250
		Full Week	1,175	1,500	2,400
Dec 21 – Dec 27	Dec 20 – Dec 26	Fri – Sat	200	275	400
		Sun – Thur	75	125	175
		Full Week	775	1,175	1,675
Dec 28 – Jan 3 [†]	Dec 27 – Jan 2 [†]	Fri – Sat	275	375	575
		Sun – Thur	125	150	250
		Full Week	1,175	1,500	2,400



*All Vacation Club Points listed are per night unless noted as Full Week. [†]For dates/weeks with a December – January overlap, usage ends in subsequent year.



Marriott's Mountain Valley Lodge **E**
Breckenridge, Colorado

2012	2013	Day*	Unit Type	
			Studio	1-Bedroom
Jan 6 – Jan 12 Mar 23 – Apr 12 Jun 29 – Jul 26 Nov 30 – Dec 20	Jan 4 – Jan 17 Mar 29 – Apr 18 Jun 28 – Jul 25 Dec 6 – Dec 19	Fri – Sat	400	550
		Sun – Thur	175	225
		Full Week	1,675	2,225
Jan 13 – Feb 16 Feb 24 – Mar 22	Jan 18 – Feb 14 Feb 22 – Mar 28	Fri – Sat	500	700
		Sun – Thur	200	275
		Full Week	2,000	2,775
Apr 13 – Apr 20 May 13 – Jun 7 Sep 21 – Nov 2 Nov 11 – Nov 22	Apr 19 – Apr 20 May 17 – Jun 13 Sep 27 – Nov 2 Nov 15 – Nov 28	Fri – Sat	100	125
		Sun – Thur	50	75
		Full Week	450	625
Jun 8 – Jun 28 Jul 27 – Sep 20	Jun 14 – Jun 27 Jul 26 – Sep 26	Fri – Sat	200	275
		Sun – Thur	75	125
		Full Week	775	1,175
Feb 17 – Feb 23	Feb 15 – Feb 21	Fri – Sat	625	850
		Sun – Thur	250	325
		Full Week	2,500	3,325
Nov 23 – Nov 29	Nov 29 – Dec 5	Fri – Sat	400	550
		Sun – Thur	175	225
		Full Week	1,675	2,225
Dec 21 – Dec 27	Dec 20 – Dec 26	Fri – Sat	650	875
		Sun – Thur	275	350
		Full Week	2,675	3,500
Dec 28 – Jan 3 [†]	Dec 27 – Jan 2 [†]	Fri – Sat	725	1,000
		Sun – Thur	300	400
		Full Week	2,950	4,000



*All Vacation Club Points listed are per night unless noted as Full Week. [†]For dates/weeks with a December – January overlap, usage ends in subsequent year.



Marriott's StreamSide E

Vail, Colorado

Unit Type Legend			
B	Birch	E	Evergreen
D	Douglas	DL	Douglas Loft

2012	2013	Day*	Unit Type						
			Studio	1-Bedroom			2-Bedroom		
			B	B	D	DL	B	DL	E
Jan 6 – Jan 12	Jan 4 – Jan 17	Fri – Sat	175	250	375	475	350	625	775
Mar 23 – Apr 12	Mar 29 – Apr 18	Sun – Thur	75	100	150	200	150	250	325
Jun 29 – Jul 26	Jun 28 – Jul 25	Full Week	725	1,000	1,500	1,950	1,450	2,500	3,175
Nov 30 – Dec 20	Dec 6 – Dec 19								
Jan 13 – Feb 16	Jan 18 – Feb 14	Fri – Sat	225	300	450	675	450	975	1,025
Feb 24 – Mar 22	Feb 22 – Mar 28	Sun – Thur	100	125	200	275	200	400	425
		Full Week	950	1,225	1,900	2,725	1,900	3,950	4,175
Apr 13 – Jun 7 ⁵	Apr 19 – Jun 13 ⁵	Fri – Sat	50	75	100	150	100	175	175
Sep 21 – Nov 22 ⁵	Sep 27 – Nov 28 ⁵	Sun – Thur	50	50	50	75	75	100	75
		Full Week	350	400	450	675	575	850	725
Jun 8 – Jun 28	Jun 14 – Jun 27	Fri – Sat	100	125	175	225	175	350	375
Jul 27 – Sep 20	Jul 26 – Sep 26	Sun – Thur	50	75	75	100	100	150	150
		Full Week	450	625	725	950	850	1,450	1,500
Feb 17 – Feb 23	Feb 15 – Feb 21	Fri – Sat	250	375	575	850	550	1,225	1,275
		Sun – Thur	125	150	225	325	225	500	500
		Full Week	1,125	1,500	2,275	3,325	2,225	4,950	5,050
Nov 23 – Nov 29	Nov 29 – Dec 5	Fri – Sat	175	250	375	475	350	625	775
		Sun – Thur	75	100	150	200	150	250	325
		Full Week	725	1,000	1,500	1,950	1,450	2,500	3,175
Dec 21 – Dec 27	Dec 20 – Dec 26	Fri – Sat	275	400	600	875	575	1,275	1,325
		Sun – Thur	150	175	250	350	250	525	525
		Full Week	1,300	1,675	2,450	3,500	2,400	5,175	5,275
Dec 28 – Jan 3 ¹	Dec 27 – Jan 2 ¹	Fri – Sat	325	450	675	950	675	1,475	1,525
		Sun – Thur	125	200	275	375	275	600	625
		Full Week	1,275	1,900	2,725	3,775	2,725	5,950	6,175

⁵Accommodations will be closed for maintenance and unavailable for occupancy during the following dates:

Birch	Douglas	Evergreen
2012	2012	2013
Apr 28 – May 25	May 4 – May 10	May 12 – May 16
Nov 3 – Nov 16	Nov 2 – Nov 8	
2013	2013	
Apr 27 – May 24	May 3 – May 9	
Nov 2 – Nov 15	Nov 1 – Nov 7	

*All Vacation Club Points listed are per night unless noted as Full Week. ¹For dates/weeks with a December – January overlap, usage ends in subsequent year.



Marriott's MountainSide **T E**

Park City, Utah

2012	2013	Day*	Unit Type		
			Studio	1-Bedroom	2-Bedroom
Jan 6 – Jan 12 Mar 23 – Apr 12 Jun 29 – Jul 26 Nov 30 – Dec 20	Jan 4 – Jan 17 Mar 29 – Apr 18 Jun 28 – Jul 25 Dec 6 – Dec 19	Fri – Sat	500	700	1,100
		Sun – Thur	200	300	450
		Full Week	2,000	2,900	4,450
Jan 13 – Feb 16 Feb 24 – Mar 22	Jan 18 – Feb 14 Feb 22 – Mar 28	Fri – Sat	775	1,100	1,700
		Sun – Thur	325	450	700
		Full Week	3,175	4,450	6,900
Apr 13 – Jun 7 Sep 21 – Nov 22	Apr 19 – Jun 13 Sep 27 – Nov 28	Fri – Sat	150	200	300
		Sun – Thur	75	100	125
		Full Week	675	900	1,225
Jun 8 – Jun 28 Jul 27 – Sep 20	Jun 14 – Jun 27 Jul 26 – Sep 26	Fri – Sat	225	325	500
		Sun – Thur	100	125	200
		Full Week	950	1,275	2,000
Feb 17 – Feb 23	Feb 15 – Feb 21	Fri – Sat	875	1,250	1,925
		Sun – Thur	350	500	775
		Full Week	3,500	5,000	7,725
Nov 23 – Nov 29	Nov 29 – Dec 5	Fri – Sat	500	700	1,100
		Sun – Thur	200	300	450
		Full Week	2,000	2,900	4,450
Dec 21 – Dec 27	Dec 20 – Dec 26	Fri – Sat	900	1,300	2,000
		Sun – Thur	375	525	800
		Full Week	3,675	5,225	8,000
Dec 28 – Jan 3 [†]	Dec 27 – Jan 2 [†]	Fri – Sat	975	1,400	2,150
		Sun – Thur	400	575	875
		Full Week	3,950	5,675	8,675



*All Vacation Club Points listed are per night unless noted as Full Week. [†]For dates/weeks with a December – January overlap, usage ends in subsequent year.



Marriott's Summit Watch **T E**

Park City, Utah

2012	2013	Day*	Unit Type		
			Studio	1-Bedroom	2-Bedroom
Jan 6 – Jan 12 Mar 23 – Apr 12 Jun 29 – Jul 26 Nov 30 – Dec 20	Jan 4 – Jan 17 Mar 29 – Apr 18 Jun 28 – Jul 25 Dec 6 – Dec 19	Fri – Sat	450	600	950
		Sun – Thur	175	250	400
		Full Week	1,775	2,450	3,900
Jan 13 – Feb 16 Feb 24 – Mar 22	Jan 18 – Feb 14 Feb 22 – Mar 28	Fri – Sat	600	850	1,300
		Sun – Thur	250	350	525
		Full Week	2,450	3,450	5,225
Apr 13 – Apr 20 May 13 – Jun 7 Sep 21 – Nov 2 Nov 11 – Nov 22	Apr 19 – Apr 20 May 17 – Jun 13 Sep 27 – Nov 2 Nov 15 – Nov 28	Fri – Sat	125	175	250
		Sun – Thur	50	75	100
		Full Week	500	725	1,000
Jun 8 – Jun 28 Jul 27 – Sep 20	Jun 14 – Jun 27 Jul 26 – Sep 26	Fri – Sat	200	275	425
		Sun – Thur	75	125	175
		Full Week	775	1,175	1,725
Feb 17 – Feb 23	Feb 15 – Feb 21	Fri – Sat	725	1,050	1,600
		Sun – Thur	300	425	650
		Full Week	2,950	4,225	6,450
Nov 23 – Nov 29	Nov 29 – Dec 5	Fri – Sat	450	600	950
		Sun – Thur	175	250	400
		Full Week	1,775	2,450	3,900
Dec 21 – Dec 27	Dec 20 – Dec 26	Fri – Sat	775	1,100	1,675
		Sun – Thur	325	450	675
		Full Week	3,175	4,450	6,725
Dec 28 – Jan 3 [†]	Dec 27 – Jan 2 [†]	Fri – Sat	825	1,175	1,800
		Sun – Thur	350	475	725
		Full Week	3,400	4,725	7,225



*All Vacation Club Points listed are per night unless noted as Full Week. [†]For dates/weeks with a December – January overlap, usage ends in subsequent year.



Marriott's Canyon Villas **T E**

Phoenix, Arizona

2012	2013	Day*	Unit Type		
			Studio	1-Bedroom	2-Bedroom
Jan 6 – Jan 19 Apr 27 – May 31 Aug 31 – Nov 1 Nov 30 – Dec 20	Jan 4 – Jan 24 May 3 – Jun 6 Sep 6 – Nov 7 Dec 6 – Dec 19	Fri – Sat	250	350	550
		Sun – Thur	125	150	225
		Full Week	1,125	1,450	2,225
Jan 20 – Jan 26 Apr 6 – Apr 26 Nov 2 – Nov 22	Jan 25 – Jan 31 Apr 12 – May 2 Nov 8 – Nov 28	Fri – Sat	325	475	700
		Sun – Thur	150	200	300
		Full Week	1,400	1,950	2,900
Jan 27 – Apr 5	Feb 1 – Apr 11	Fri – Sat	475	675	1,025
		Sun – Thur	200	275	425
		Full Week	1,950	2,725	4,175
Jun 1 – Aug 30	Jun 7 – Sep 5	Fri – Sat	200	300	425
		Sun – Thur	100	125	175
		Full Week	900	1,225	1,725
Nov 23 – Nov 29	Nov 29 – Dec 5	Fri – Sat	475	675	1,025
		Sun – Thur	200	275	425
		Full Week	1,950	2,725	4,175
Dec 21 – Dec 27	Dec 20 – Dec 26	Fri – Sat	325	475	700
		Sun – Thur	150	200	300
		Full Week	1,400	1,950	2,900
Dec 28 – Jan 3 [†]	Dec 27 – Jan 2 [†]	Fri – Sat	475	675	1,025
		Sun – Thur	200	275	425
		Full Week	1,950	2,725	4,175



*All Vacation Club Points listed are per night unless noted as Full Week. †For dates/weeks with a December – January overlap, usage ends in subsequent year.



Marriott's Grand Chateau® T E
Las Vegas, Nevada

2012	2013	Day*	Unit Type			
			Guestroom	1-Bedroom	2-Bedroom	3-Bedroom
Jan 6 – Jan 19 May 18 – Sep 27 Nov 16 – Dec 20	Jan 4 – Jan 24 May 24 – Oct 3 Nov 22 – Dec 19	Fri – Sat	425	550	800	1,150
		Sun – Thur	150	225	350	475
		Full Week	1,600	2,225	3,350	4,675
Jan 20 – May 17 Sep 28 – Nov 15	Jan 25 – May 23 Oct 4 – Nov 21	Fri – Sat	450	600	900	1,300
		Sun – Thur	175	250	375	525
		Full Week	1,775	2,450	3,675	5,225
Dec 21 – Dec 27	Dec 20 – Dec 26	Fri – Sat	475	650	925	1,325
		Sun – Thur	200	275	400	550
		Full Week	1,950	2,675	3,850	5,400
Dec 28 – Jan 3 [†]	Dec 27 – Jan 2 [†]	Fri – Sat	550	775	1,125	1,675
		Sun – Thur	225	325	475	675
		Full Week	2,225	3,175	4,625	6,725



*All Vacation Club Points listed are per night unless noted as Full Week. †For dates/weeks with a December – January overlap, usage ends in subsequent year.



Marriott's Desert Springs Villas **T E**
Palm Desert, California

2012	2013	Day*	Unit Type		
			Studio	1-Bedroom	2-Bedroom
Jan 6 – Jan 19 Apr 27 – May 31 Aug 31 – Nov 1 Nov 30 – Dec 20	Jan 4 – Jan 24 May 3 – Jun 6 Sep 6 – Nov 7 Dec 6 – Dec 19	Fri – Sat	300	425	625
		Sun – Thur	125	175	250
		Full Week	1,225	1,725	2,500
Jan 20 – Jan 26 Apr 6 – Apr 26 Nov 2 – Nov 22	Jan 25 – Jan 31 Apr 12 – May 2 Nov 8 – Nov 28	Fri – Sat	375	550	825
		Sun – Thur	150	225	325
		Full Week	1,500	2,225	3,275
Jan 27 – Apr 5	Feb 1 – Apr 11	Fri – Sat	475	700	1,050
		Sun – Thur	200	275	425
		Full Week	1,950	2,775	4,225
Jun 1 – Aug 30	Jun 7 – Sep 5	Fri – Sat	225	325	500
		Sun – Thur	100	150	200
		Full Week	950	1,400	2,000
Nov 23 – Nov 29	Nov 29 – Dec 5	Fri – Sat	475	700	1,050
		Sun – Thur	200	275	425
		Full Week	1,950	2,775	4,225
Dec 21 – Dec 27	Dec 20 – Dec 26	Fri – Sat	375	550	825
		Sun – Thur	150	225	325
		Full Week	1,500	2,225	3,275
Dec 28 – Jan 3 [†]	Dec 27 – Jan 2 [†]	Fri – Sat	475	700	1,050
		Sun – Thur	200	275	425
		Full Week	1,950	2,775	4,225



*All Vacation Club Points listed are per night unless noted as Full Week. [†]For dates/weeks with a December – January overlap, usage ends in subsequent year.



Marriott's Desert Springs Villas II **T E**
Palm Desert, California

2012	2013	Day*	Unit Type		
			Studio	1-Bedroom	2-Bedroom
Jan 6 – Jan 19 Apr 27 – May 31 Aug 31 – Nov 1 Nov 30 – Dec 20	Jan 4 – Jan 24 May 3 – Jun 6 Sep 6 – Nov 7 Dec 6 – Dec 19	Fri – Sat	275	375	575
		Sun – Thur	125	150	225
		Full Week	1,175	1,500	2,275
Jan 20 – Jan 26 Apr 6 – Apr 26 Nov 2 – Nov 22	Jan 25 – Jan 31 Apr 12 – May 2 Nov 8 – Nov 28	Fri – Sat	350	500	750
		Sun – Thur	150	200	300
		Full Week	1,450	2,000	3,000
Jan 27 – Apr 5	Feb 1 – Apr 11	Fri – Sat	425	625	950
		Sun – Thur	175	250	375
		Full Week	1,725	2,500	3,775
Jun 1 – Aug 30	Jun 7 – Sep 5	Fri – Sat	200	300	450
		Sun – Thur	100	125	175
		Full Week	900	1,225	1,775
Nov 23 – Nov 29	Nov 29 – Dec 5	Fri – Sat	425	625	950
		Sun – Thur	175	250	375
		Full Week	1,725	2,500	3,775
Dec 21 – Dec 27	Dec 20 – Dec 26	Fri – Sat	350	500	750
		Sun – Thur	150	200	300
		Full Week	1,450	2,000	3,000
Dec 28 – Jan 3 [†]	Dec 27 – Jan 2 [†]	Fri – Sat	425	625	950
		Sun – Thur	175	250	375
		Full Week	1,725	2,500	3,775



*All Vacation Club Points listed are per night unless noted as Full Week. [†]For dates/weeks with a December – January overlap, usage ends in subsequent year.



Marriott's Shadow Ridge **T E**
Palm Desert, California

2012	2013	Day*	Unit Type		
			Studio	1-Bedroom	2-Bedroom
Jan 6 – Jan 19 Apr 27 – May 31 Aug 31 – Nov 1 Nov 30 – Dec 20	Jan 4 – Jan 24 May 3 – Jun 6 Sep 6 – Nov 7 Dec 6 – Dec 19	Fri – Sat	275	400	600
		Sun – Thur	125	175	250
		Full Week	1,175	1,675	2,450
Jan 20 – Jan 26 Apr 6 – Apr 26 Nov 2 – Nov 22	Jan 25 – Jan 31 Apr 12 – May 2 Nov 8 – Nov 28	Fri – Sat	350	525	775
		Sun – Thur	150	225	325
		Full Week	1,450	2,175	3,175
Jan 27 – Apr 5	Feb 1 – Apr 11	Fri – Sat	450	650	1,000
		Sun – Thur	200	275	400
		Full Week	1,900	2,675	4,000
Jun 1 – Aug 30	Jun 7 – Sep 5	Fri – Sat	225	325	475
		Sun – Thur	100	125	200
		Full Week	950	1,275	1,950
Nov 23 – Nov 29	Nov 29 – Dec 5	Fri – Sat	450	650	1,000
		Sun – Thur	200	275	400
		Full Week	1,900	2,675	4,000
Dec 21 – Dec 27	Dec 20 – Dec 26	Fri – Sat	350	525	775
		Sun – Thur	150	225	325
		Full Week	1,450	2,175	3,175
Dec 28 – Jan 3 [†]	Dec 27 – Jan 2 [†]	Fri – Sat	450	650	1,000
		Sun – Thur	200	275	400
		Full Week	1,900	2,675	4,000



*All Vacation Club Points listed are per night unless noted as Full Week. [†]For dates/weeks with a December – January overlap, usage ends in subsequent year.




Marriott's Shadow Ridge Enclaves **T E**

Palm Desert, California

Unit Type Legend	
S Standard	D Deluxe

2012	2013	Day*	Studio		Unit Type 1-Bedroom		2-Bedroom	
			S	D	S	D	S	D
Jan 6 – Jan 19 Apr 27 – May 31 Aug 31 – Nov 1 Nov 30 – Dec 20	Jan 4 – Jan 24 May 3 – Jun 6 Sep 6 – Nov 7 Dec 6 – Dec 19	Fri – Sat	275	375	400	400	600	675
		Sun – Thur	125	150	175	175	250	275
		Full Week	1,175	1,500	1,675	1,675	2,450	2,725
Jan 20 – Jan 26 Apr 6 – Apr 26 Nov 2 – Nov 22	Jan 25 – Jan 31 Apr 12 – May 2 Nov 8 – Nov 28	Fri – Sat	350	450	525	525	775	875
		Sun – Thur	150	200	225	225	325	350
		Full Week	1,450	1,900	2,175	2,175	3,175	3,500
Jan 27 – Apr 5	Feb 1 – Apr 11	Fri – Sat	450	575	650	650	1,000	1,125
		Sun – Thur	200	250	275	275	400	450
		Full Week	1,900	2,400	2,675	2,675	4,000	4,500
Jun 1 – Aug 30	Jun 7 – Sep 5	Fri – Sat	225	275	325	325	475	525
		Sun – Thur	100	125	150	150	200	225
		Full Week	950	1,175	1,400	1,400	1,950	2,175
Nov 23 – Nov 29	Nov 29 – Dec 5	Fri – Sat	450	575	650	650	1,000	1,125
		Sun – Thur	200	250	275	275	400	450
		Full Week	1,900	2,400	2,675	2,675	4,000	4,500
Dec 21 – Dec 27	Dec 20 – Dec 26	Fri – Sat	350	450	525	525	775	875
		Sun – Thur	150	200	225	225	325	350
		Full Week	1,450	1,900	2,175	2,175	3,175	3,500
Dec 28 – Jan 3 [†]	Dec 27 – Jan 2 [†]	Fri – Sat	450	575	650	650	1,000	1,125
		Sun – Thur	200	250	275	275	400	450
		Full Week	1,900	2,400	2,675	2,675	4,000	4,500



*All Vacation Club Points listed are per night unless noted as Full Week. [†]For dates/weeks with a December – January overlap, usage ends in subsequent year.



Marriott's Newport Coast® Villas **T E**

Newport Coast, Newport Beach, California

2012	2013	Day*	Unit Type 2-Bedroom
Jan 6 – May 31 Sep 14 – Dec 20	Jan 4 – Jun 6 Sep 20 – Dec 19	Fri – Sat	700
		Sun – Thur	300
		Full Week	2,900
Jun 1 – Jun 21 Aug 10 – Sep 13	Jun 7 – Jun 27 Aug 16 – Sep 19	Fri – Sat	1,050
		Sun – Thur	425
		Full Week	4,225
Jun 22 – Jun 28 Jul 6 – Aug 9	Jul 5 – Aug 15	Fri – Sat	1,175
		Sun – Thur	475
		Full Week	4,725
Jun 29 – Jul 5	Jun 28 – Jul 4	Fri – Sat	1,400
		Sun – Thur	575
		Full Week	5,675
Dec 21 – Dec 27	Dec 20 – Dec 26	Fri – Sat	1,175
		Sun – Thur	475
		Full Week	4,725
Dec 28 – Jan 3 [†]	Dec 27 – Jan 2 [†]	Fri – Sat	1,225
		Sun – Thur	500
		Full Week	4,950



NEWPORT COAST® is a registered trademark of The Irvine Company and is used herein with permission. Marriott's Newport Coast® Villas is not affiliated or associated with The Irvine Company.


*All Vacation Club Points listed are per night unless noted as Full Week. †For dates/weeks with a December – January overlap, usage ends in subsequent year.



Marriott Grand Residence Club® , Lake Tahoe **T E**
 South Lake Tahoe, California

2012	2013	Day*	Unit Type				
			Studio	1-Bedroom	2-Bedroom sleeps 4 to 6	2-Bedroom sleeps 6 to 8	3-Bedroom
Jan 6 – Jan 26 Mar 30 – Apr 12 Jul 6 – Aug 16 Nov 30 – Dec 20	Jan 4 – Jan 31 Apr 5 – Apr 18 Jul 5 – Aug 15 Dec 6 – Dec 19	Fri–Sat	525	725	1,050	1,150	1,425
		Sun–Thurs	225	300	425	475	575
		Full Week	2,175	2,950	4,225	4,675	5,725
Jan 27 – Feb 16 Feb 24 – Mar 29 Jun 29 – Jul 5	Feb 1 – Feb 14 Feb 22 – Apr 4 Jun 28 – Jul 4	Fri–Sat	625	875	1,250	1,375	1,750
		Sun–Thurs	250	350	500	550	725
		Full Week	2,500	3,500	5,000	5,500	7,125
Apr 13 – May 31 Oct 5 – Nov 22	Apr 19 – Jun 6 Oct 11 – Nov 28	Fri–Sat	275	425	575	625	800
		Sun–Thurs	125	175	225	250	325
		Full Week	1,175	1,725	2,275	2,500	3,225
Jun 1 – Jun 28 Aug 17 – Oct 4	Jun 7 – Jun 27 Aug 16 – Oct 10	Fri–Sat	425	575	800	875	1,100
		Sun–Thurs	175	250	325	350	450
		Full Week	1,725	2,400	3,225	3,500	4,450
Feb 17 – Feb 23	Feb 15 – Feb 21	Fri–Sat	725	1,000	1,400	1,550	2,750
		Sun–Thurs	300	425	575	625	1,100
		Full Week	2,950	4,125	5,675	6,225	11,000
Nov 23 – Nov 29	Nov 29 – Dec 5	Fri–Sat	525	725	1,050	1,150	1,425
		Sun–Thurs	225	300	425	475	575
		Full Week	2,175	2,950	4,225	4,675	5,725
Dec 21 – Dec 27	Dec 20 – Dec 26	Fri–Sat	825	1,075	1,650	1,825	3,300
		Sun–Thurs	325	450	675	750	1,325
		Full Week	3,275	4,400	6,675	7,400	13,225
Dec 28 – Jan 3 [†]	Dec 27 – Jan 2 [†]	Fri–Sat	1,025	1,425	2,025	2,225	3,575
		Sun–Thurs	425	575	825	900	1,425
		Full Week	4,175	5,725	8,175	8,950	14,275

*All Vacation Club Points listed are per night unless noted as Full Week. [†]For dates/weeks with a December – January overlap, usage ends in subsequent year.



Marriott's Timber Lodge® **T E**

South Lake Tahoe, California

2012	2013	Day*	Unit Type			
			Studio	1-Bedroom	2-Bedroom	3-Bedroom
Jan 6 – Jan 26 Mar 30 – Apr 12 Jul 6 – Aug 16 Nov 30 – Dec 20	Jan 4 – Jan 31 Apr 5 – Apr 18 Jul 5 – Aug 15 Dec 6 – Dec 19	Fri – Sat	475	650	1,050	1,300
		Sun – Thur	200	275	425	525
		Full Week	1,950	2,675	4,225	5,225
Jan 27 – Feb 16 Feb 24 – Mar 29 Jun 29 – Jul 5	Feb 1 – Feb 14 Feb 22 – Apr 4 Jun 28 – Jul 4	Fri – Sat	575	800	1,250	1,600
		Sun – Thur	225	325	500	650
		Full Week	2,275	3,225	5,000	6,450
Apr 13 – May 31 Oct 5 – Nov 22	Apr 19 – Jun 6 Oct 11 – Nov 28	Fri – Sat	250	375	575	725
		Sun – Thur	100	150	225	300
		Full Week	1,000	1,500	2,275	2,950
Jun 1 – Jun 28 Aug 17 – Oct 4	Jun 7 – Jun 27 Aug 16 – Oct 10	Fri – Sat	375	525	800	1,000
		Sun – Thur	150	225	325	400
		Full Week	1,500	2,175	3,225	4,000
Feb 17 – Feb 23	Feb 15 – Feb 21	Fri – Sat	650	900	1,400	2,500
		Sun – Thur	275	375	575	1,000
		Full Week	2,675	3,675	5,675	10,000
Nov 23 – Nov 29	Nov 29 – Dec 5	Fri – Sat	475	650	1,050	1,300
		Sun – Thur	200	275	425	525
		Full Week	1,950	2,675	4,225	5,225
Dec 21 – Dec 27	Dec 20 – Dec 26	Fri – Sat	750	975	1,650	3,000
		Sun – Thur	300	400	675	1,200
		Full Week	3,000	3,950	6,675	12,000
Dec 28 – Jan 3 [†]	Dec 27 – Jan 2 [†]	Fri – Sat	925	1,300	2,025	3,250
		Sun – Thur	375	525	825	1,300
		Full Week	3,725	5,225	8,175	13,000



*All Vacation Club Points listed are per night unless noted as Full Week. †For dates/weeks with a December – January overlap, usage ends in subsequent year.



Marriott's Maui Ocean Club **T E**

Lahaina, Maui, Hawaii

Unit Type Legend			
IV	Island View	MG	Mountain Garden
OV	Ocean View	OF	Ocean Front

2012	2013	Day*	Unit Type									
			Studio			1-Bedroom			2-Bedroom			
			MG	OV	OF	IV	MG	OV	OF	MG	OV	OF
Jan 6 – Jan 26 Mar 30 – Apr 5 Apr 13 – May 31 Aug 24 – Nov 22 Nov 30 – Dec 20	Jan 4 – Jan 31 Apr 5 – Jun 6 Aug 30 – Nov 28 Dec 6 – Dec 19	Fri – Sat	400	475	525	450	550	700	750	850	1,050	1,150
		Sun – Thur	275	350	375	325	400	500	525	600	750	825
		Full Week	2,175	2,700	2,925	2,525	3,100	3,900	4,125	4,700	5,850	6,425
Jan 27 – Feb 16 Feb 24 – Mar 29 Jun 1 – Aug 23	Feb 1 – Feb 14 Feb 22 – Mar 28 Jun 7 – Aug 29	Fri – Sat	450	550	600	525	650	800	875	975	1,225	1,350
		Sun – Thur	325	400	425	375	450	575	625	700	850	950
		Full Week	2,525	3,100	3,325	2,925	3,550	4,475	4,875	5,450	6,700	7,450
Feb 17 – Feb 23	Feb 15 – Feb 21	Fri – Sat	475	575	650	550	675	850	925	1,025	1,275	1,400
		Sun – Thur	350	425	450	400	475	600	650	725	900	1,000
		Full Week	2,700	3,275	3,550	3,100	3,725	4,700	5,100	5,675	7,050	7,800
Apr 6 – Apr 12	Mar 29 – Apr 4	Fri – Sat	475	575	650	550	675	850	925	1,025	1,275	1,400
		Sun – Thur	350	425	450	400	475	600	650	725	900	1,000
		Full Week	2,700	3,275	3,550	3,100	3,725	4,700	5,100	5,675	7,050	7,800
Nov 23 – Nov 29	Nov 29 – Dec 5	Fri – Sat	475	575	650	550	675	850	925	1,025	1,275	1,400
		Sun – Thur	350	425	450	400	475	600	650	725	900	1,000
		Full Week	2,700	3,275	3,550	3,100	3,725	4,700	5,100	5,675	7,050	7,800
Dec 21 – Dec 27	Dec 20 – Dec 26	Fri – Sat	475	575	650	550	675	850	925	1,025	1,275	1,400
		Sun – Thur	350	425	450	400	475	600	650	725	900	1,000
		Full Week	2,700	3,275	3,550	3,100	3,725	4,700	5,100	5,675	7,050	7,800
Dec 28 – Jan 3 [†]	Dec 27 – Jan 2 [†]	Fri – Sat	550	675	725	625	775	950	1,050	1,175	1,475	1,625
		Sun – Thur	375	475	525	450	550	675	750	825	1,025	1,150
		Full Week	2,975	3,725	4,075	3,500	4,300	5,275	5,850	6,475	8,075	9,000

*All Vacation Club Points listed are per night unless noted as Full Week. [†]For dates/weeks with a December – January overlap, usage ends in subsequent year.



Marriott's Maui Ocean Club **T E**

Lahaina and Napili Villas

Lahaina, Maui, Hawaii

Unit Type Legend

IV Island View	MG Mountain Garden
OV Ocean View	OF Ocean Front

2012	2013	Day*	Unit Type												
			Studio				1-Bedroom				2-Bedroom				3-Bedroom
			IV	MG	OV	OF	IV	MG	OV	OF	IV	MG	OV	OF	OF
Jan 6 – Jan 26 Mar 30 – Apr 5 Apr 13 – May 31 Aug 24 – Nov 22 Nov 30 – Dec 20	Jan 4 – Jan 31 Apr 5 – Jun 6 Aug 30 – Nov 28 Dec 6 – Dec 19	Fri – Sat	400	450	550	625	550	650	775	875	850	1,000	1,200	1,350	1,850
		Sun – Thur	275	325	375	425	400	450	550	625	600	700	850	950	1,300
		Full Week	2,175	2,525	2,975	3,375	3,100	3,550	4,300	4,875	4,700	5,500	6,650	7,450	10,200
Jan 27 – Feb 16 Feb 24 – Mar 29 Jun 1 – Aug 23	Feb 1 – Feb 14 Feb 22 – Mar 28 Jun 7 – Aug 29	Fri – Sat	450	525	625	725	650	750	900	1,025	975	1,150	1,375	1,575	2,150
		Sun – Thur	325	375	450	500	450	525	650	725	700	825	975	1,100	1,500
		Full Week	2,525	2,925	3,500	3,950	3,550	4,125	5,050	5,675	5,450	6,425	7,625	8,650	11,800
Feb 17 – Feb 23	Feb 15 – Feb 21	Fri – Sat	475	550	650	750	675	800	950	1,075	1,025	1,225	1,450	1,650	2,250
		Sun – Thur	350	400	475	525	500	550	675	750	725	850	1,025	1,150	1,575
		Full Week	2,700	3,100	3,675	4,125	3,850	4,350	5,275	5,900	5,675	6,700	8,025	9,050	12,375
Apr 6 – Apr 12	Mar 29 – Apr 4	Fri – Sat	475	550	650	750	675	800	950	1,075	1,025	1,225	1,450	1,650	2,250
		Sun – Thur	350	400	475	525	500	550	675	750	725	850	1,025	1,150	1,575
		Full Week	2,700	3,100	3,675	4,125	3,850	4,350	5,275	5,900	5,675	6,700	8,025	9,050	12,375
Nov 23 – Nov 29	Nov 29 – Dec 5	Fri – Sat	475	550	650	750	675	800	950	1,075	1,025	1,225	1,450	1,650	2,250
		Sun – Thur	350	400	475	525	500	550	675	750	725	850	1,025	1,150	1,575
		Full Week	2,700	3,100	3,675	4,125	3,850	4,350	5,275	5,900	5,675	6,700	8,025	9,050	12,375
Dec 21 – Dec 27	Dec 20 – Dec 26	Fri – Sat	475	550	650	750	675	800	950	1,075	1,025	1,225	1,450	1,650	2,250
		Sun – Thur	350	400	475	525	500	550	675	750	725	850	1,025	1,150	1,575
		Full Week	2,700	3,100	3,675	4,125	3,850	4,350	5,275	5,900	5,675	6,700	8,025	9,050	12,375
Dec 28 – Jan 3 [†]	Dec 27 – Jan 2 [†]	Fri – Sat	550	625	750	850	775	925	1,100	1,250	1,175	1,400	1,675	1,900	2,600
		Sun – Thur	375	450	525	600	550	650	775	875	825	975	1,175	1,325	1,825
		Full Week	2,975	3,500	4,125	4,700	4,300	5,100	6,075	6,875	6,475	7,675	9,225	10,425	14,325

*All Vacation Club Points listed are per night unless noted as Full Week. [†]For dates/weeks with a December – January overlap, usage ends in subsequent year.



Marriott's Ko Olina Beach Club T E

Kapolei, Oahu, Hawaii

Unit Type Legend

MA Mountain View	MK Ocean View
PH MA Mountain View Penthouse	PH MK Ocean View Penthouse

2012	2013	Day*	Unit Type													
			Studio				1-Bedroom				2-Bedroom				3-Bedroom	
			MA	MK	PH MA	PH MK	MA	MK	PH MA	PH MK	MA	MK	PH MA	PH MK	MA	MK
Jan 6 – Jan 26 Mar 30 – Apr 5 Apr 13 – May 31 Aug 24 – Nov 22 Nov 30 – Dec 20	Jan 4 – Jan 31 Apr 5 – Jun 6 Aug 30 – Nov 28 Dec 6 – Dec 19	Fri – Sat	375	400	375	525	525	575	525	775	775	900	775	1,075	925	1,175
		Sun – Thur	225	300	225	325	325	425	325	500	500	625	500	750	650	825
		Full Week	1,875	2,300	1,875	2,675	2,675	3,275	2,675	4,050	4,050	4,925	4,050	5,900	5,100	6,475
Jan 27 – Feb 16 Feb 24 – Mar 29 Jun 1 – Aug 23	Feb 1 – Feb 14 Feb 22 – Mar 28 Jun 7 – Aug 29	Fri – Sat	400	475	400	575	575	675	575	850	850	1,050	850	1,250	1,075	1,375
		Sun – Thur	275	325	275	375	375	475	375	575	575	725	575	875	750	975
		Full Week	2,175	2,575	2,175	3,025	3,025	3,725	3,025	4,575	4,575	5,725	4,575	6,875	5,900	7,625
Feb 17 – Feb 23	Feb 15 – Feb 21	Fri – Sat	450	500	450	600	600	700	600	900	900	1,075	900	1,300	1,125	1,450
		Sun – Thur	300	350	300	400	400	500	400	600	600	775	600	925	800	1,025
		Full Week	2,400	2,750	2,400	3,200	3,200	3,900	3,200	4,800	4,800	6,025	4,800	7,225	6,250	8,025
Apr 6 – Apr 12	Mar 29 – Apr 4	Fri – Sat	450	500	450	600	600	700	600	900	900	1,075	900	1,300	1,125	1,450
		Sun – Thur	300	350	300	400	400	500	400	600	600	775	600	925	800	1,025
		Full Week	2,400	2,750	2,400	3,200	3,200	3,900	3,200	4,800	4,800	6,025	4,800	7,225	6,250	8,025
Nov 23 – Nov 29	Nov 29 – Dec 5	Fri – Sat	450	500	450	600	600	700	600	900	900	1,075	900	1,300	1,125	1,450
		Sun – Thur	300	350	300	400	400	500	400	600	600	775	600	925	800	1,025
		Full Week	2,400	2,750	2,400	3,200	3,200	3,900	3,200	4,800	4,800	6,025	4,800	7,225	6,250	8,025
Dec 21 – Dec 27	Dec 20 – Dec 26	Fri – Sat	450	500	450	600	600	700	600	900	900	1,075	900	1,300	1,125	1,450
		Sun – Thur	300	350	300	400	400	500	400	600	600	775	600	925	800	1,025
		Full Week	2,400	2,750	2,400	3,200	3,200	3,900	3,200	4,800	4,800	6,025	4,800	7,225	6,250	8,025
Dec 28 – Jan 3 [†]	Dec 27 – Jan 2 [†]	Fri – Sat	500	575	500	725	725	825	725	1,025	1,025	1,250	1,025	1,500	1,300	1,650
		Sun – Thur	325	400	325	450	450	575	450	700	700	875	700	1,050	900	1,175
		Full Week	2,625	3,150	2,625	3,700	3,700	4,525	3,700	5,550	5,550	6,875	5,550	8,250	7,100	9,175

*All Vacation Club Points listed are per night unless noted as Full Week. [†]For dates/weeks with a December – January overlap, usage ends in subsequent year.



Marriott's Kauai Beach Club **T E**

Lihue, Kauai, Hawaii

Unit Type Legend	
GV Garden View	OV Ocean View
OF Ocean Front	

2012	2013	Day*	Unit Type										
			Parlor			Studio			1-Bedroom			2-Bedroom	
			GV	OV	OF	GV	OV	OF	GV	OV	OF	OV	OF
Jan 6 – Jan 26 Mar 30 – Apr 5 Apr 13 – May 31 Aug 24 – Nov 22 Nov 30 – Dec 20	Jan 4 – Jan 31 Apr 5 – Jun 6 Aug 30 – Nov 28 Dec 6 – Dec 19	Fri – Sat	175	225	275	275	350	425	400	500	600	750	925
		Sun – Thur	125	175	200	200	250	300	275	350	425	525	650
		Full Week	975	1,325	1,550	1,550	1,950	2,350	2,175	2,750	3,325	4,125	5,100
Jan 27 – Feb 16 Feb 24 – Mar 29 Jun 1 – Aug 23	Feb 1 – Feb 14 Feb 22 – Mar 28 Jun 7 – Aug 29	Fri – Sat	200	275	300	300	400	475	450	575	700	875	1,075
		Sun – Thur	150	200	225	225	275	350	325	400	500	625	750
		Full Week	1,150	1,550	1,725	1,725	2,175	2,700	2,525	3,150	3,900	4,875	5,900
Feb 17 – Feb 23	Feb 15 – Feb 21	Fri – Sat	250	300	325	325	425	500	475	600	725	925	1,125
		Sun – Thur	175	200	250	250	300	350	325	425	525	650	800
		Full Week	1,375	1,600	1,900	1,900	2,350	2,750	2,575	3,325	4,075	5,100	6,250
Apr 6 – Apr 12	Mar 29 – Apr 4	Fri – Sat	250	300	325	325	425	500	475	600	725	925	1,125
		Sun – Thur	175	200	250	250	300	350	325	425	525	650	800
		Full Week	1,375	1,600	1,900	1,900	2,350	2,750	2,575	3,325	4,075	5,100	6,250
Nov 23 – Nov 29	Nov 29 – Dec 5	Fri – Sat	250	300	325	325	425	500	475	600	725	925	1,125
		Sun – Thur	175	200	250	250	300	350	325	425	525	650	800
		Full Week	1,375	1,600	1,900	1,900	2,350	2,750	2,575	3,325	4,075	5,100	6,250
Dec 21 – Dec 27	Dec 20 – Dec 26	Fri – Sat	250	300	325	325	425	500	475	600	725	925	1,125
		Sun – Thur	175	200	250	250	300	350	325	425	525	650	800
		Full Week	1,375	1,600	1,900	1,900	2,350	2,750	2,575	3,325	4,075	5,100	6,250
Dec 28 – Jan 3 [†]	Dec 27 – Jan 2 [†]	Fri – Sat	275	325	375	375	475	550	525	675	800	1,025	1,225
		Sun – Thur	200	225	275	275	325	400	375	475	575	725	875
		Full Week	1,550	1,775	2,125	2,125	2,575	3,100	2,925	3,725	4,475	5,675	6,825

*All Vacation Club Points listed are per night unless noted as Full Week. [†]For dates/weeks with a December – January overlap, usage ends in subsequent year.



Marriott's Kauai Lagoons – Kalanipu'u T E

Lihue, Kauai, Hawaii

Unit Type Legend	
KS Island View	KP Ocean View
KE Ocean Front	

2012	2013	Day*	Unit Type					
			2-Bedroom			3-Bedroom		
			KS	KP	KE	KS	KP	KE
Jan 6 – Jan 26 Mar 30 – Apr 5 Apr 13 – May 31 Aug 24 – Nov 22 Nov 30 – Dec 20	Jan 4 – Jan 31 Apr 5 – Jun 6 Aug 30 – Nov 28 Dec 6 – Dec 19	Fri – Sat	750	925	1,100	875	1,050	1,250
		Sun – Thur	525	650	775	625	750	875
		Full Week	4,125	5,100	6,075	4,875	5,850	6,875
Jan 27 – Feb 16 Feb 24 – Mar 29 Jun 1 – Aug 23	Feb 1 – Feb 14 Feb 22 – Mar 28 Jun 7 – Aug 29	Fri – Sat	850	1,050	1,275	1,000	1,225	1,450
		Sun – Thur	600	750	900	700	850	1,025
		Full Week	4,700	5,850	7,050	5,500	6,700	8,025
Feb 17 – Feb 23	Feb 15 – Feb 21	Fri – Sat	900	1,125	1,325	1,050	1,275	1,525
		Sun – Thur	625	775	950	750	900	1,075
		Full Week	4,925	6,125	7,400	5,850	7,050	8,425
Apr 6 – Apr 12	Mar 29 – Apr 4	Fri – Sat	900	1,125	1,325	1,050	1,275	1,525
		Sun – Thur	625	775	950	750	900	1,075
		Full Week	4,925	6,125	7,400	5,850	7,050	8,425
Nov 23 – Nov 29	Nov 29 – Dec 5	Fri – Sat	900	1,125	1,325	1,050	1,275	1,525
		Sun – Thur	625	775	950	750	900	1,075
		Full Week	4,925	6,125	7,400	5,850	7,050	8,425
Dec 21 – Dec 27	Dec 20 – Dec 26	Fri – Sat	900	1,125	1,325	1,050	1,275	1,525
		Sun – Thur	625	775	950	750	900	1,075
		Full Week	4,925	6,125	7,400	5,850	7,050	8,425
Dec 28 – Jan 3 [†]	Dec 27 – Jan 2 [†]	Fri – Sat	975	1,225	1,475	1,175	1,400	1,675
		Sun – Thur	700	850	1,025	825	1,000	1,175
		Full Week	5,450	6,700	8,075	6,475	7,800	9,225



*All Vacation Club Points listed are per night unless noted as Full Week. [†]For dates/weeks with a December – January overlap, usage ends in subsequent year.



Marriott's Waiohai Beach Club T E

Koloa, Kauai, Hawaii

Unit Type Legend

IS Island View OV Ocean View

2012	2013	Day*	Unit Type 2-Bedroom	
			IS	OV
Jan 6 – Jan 26 Mar 30 – Apr 5 Apr 13 – May 31 Aug 24 – Nov 22 Nov 30 – Dec 20	Jan 4 – Jan 31 Apr 5 – Jun 6 Aug 30 – Nov 28 Dec 6 – Dec 19	Fri – Sat	800	950
		Sun – Thur	525	625
		Full Week	4,225	5,025
		Fri – Sat	925	1,125
Jan 27 – Feb 16 Feb 24 – Mar 29 Jun 1 – Aug 23	Feb 1 – Feb 14 Feb 22 – Mar 28 Jun 7 – Aug 29	Sun – Thur	600	725
		Full Week	4,850	5,875
		Fri – Sat	975	1,150
Feb 17 – Feb 23	Feb 15 – Feb 21	Sun – Thur	625	775
		Full Week	5,075	6,175
		Fri – Sat	975	1,150
Apr 6 – Apr 12	Mar 29 – Apr 4	Sun – Thur	625	775
		Full Week	5,075	6,175
		Fri – Sat	975	1,150
Nov 23 – Nov 29	Nov 29 – Dec 5	Sun – Thur	625	775
		Full Week	5,075	6,175
		Fri – Sat	975	1,150
Dec 21 – Dec 27	Dec 20 – Dec 26	Sun – Thur	625	775
		Full Week	5,075	6,175
		Fri – Sat	1,025	1,300
Dec 28 – Jan 3 [†]	Dec 27 – Jan 2 [†]	Sun – Thur	700	850
		Full Week	5,550	6,850



*All Vacation Club Points listed are per night unless noted as Full Week. [†]For dates/weeks with a December – January overlap, usage ends in subsequent year.



Marriott's Aruba Surf Club E

Palm Beach, Aruba

Unit Type Legend			
GV	Garden View	OS	Ocean Side
OV	Ocean View	OF	Ocean Front

2012	2013	Day*	Unit Type												
			Studio				1-Bedroom				2-Bedroom				3-Bedroom
			GV	OS	OV	OF	GV	OS	OV	OF	GV	OS	OV	OF	OV
Jan 6 – Feb 2 Mar 30 – Apr 5 Apr 13 – Apr 26	Jan 4 – Feb 7 Apr 5 – May 2	Fri – Sat	300	350	350	450	425	500	500	650	650	750	750	975	975
		Sun – Thur	200	250	250	325	300	350	350	450	450	525	525	675	675
		Full Week	1,600	1,950	1,950	2,525	2,350	2,750	2,750	3,550	3,550	4,125	4,125	5,325	5,325
Feb 3 – Feb 16 Feb 24 – Mar 29	Feb 8 – Feb 14 Feb 22 – Mar 28	Fri – Sat	325	375	375	500	475	550	550	700	700	825	825	1,075	1,075
		Sun – Thur	225	275	275	350	325	375	375	500	500	600	600	750	750
		Full Week	1,775	2,125	2,125	2,750	2,575	2,975	2,975	3,900	3,900	4,650	4,650	5,900	5,900
Apr 27 – Aug 30 Nov 2 – Dec 20	May 3 – Sep 5 Nov 8 – Dec 19	Fri – Sat	250	300	300	375	350	425	425	525	525	625	625	825	825
		Sun – Thur	175	200	200	275	250	300	300	375	375	450	450	575	575
		Full Week	1,375	1,600	1,600	2,125	1,950	2,350	2,350	2,925	2,925	3,500	3,500	4,525	4,525
Aug 31 – Nov 1	Sep 6 – Nov 7	Fri – Sat	200	225	225	300	275	325	325	425	425	500	500	650	650
		Sun – Thur	150	175	175	225	200	225	225	300	300	350	350	450	450
		Full Week	1,150	1,325	1,325	1,725	1,550	1,775	1,775	2,350	2,350	2,750	2,750	3,550	3,550
Feb 17 – Feb 23	Feb 15 – Feb 21	Fri – Sat	425	500	500	650	625	725	725	950	950	1,125	1,125	1,450	1,450
		Sun – Thur	300	350	350	475	450	525	525	675	675	800	800	1,025	1,025
		Full Week	2,350	2,750	2,750	3,675	3,500	4,075	4,075	5,275	5,275	6,250	6,250	8,025	8,025
Apr 6 – Apr 12	Mar 29 – Apr 4	Fri – Sat	425	500	500	650	625	725	725	950	950	1,125	1,125	1,450	1,450
		Sun – Thur	300	350	350	475	450	525	525	675	675	800	800	1,025	1,025
		Full Week	2,350	2,750	2,750	3,675	3,500	4,075	4,075	5,275	5,275	6,250	6,250	8,025	8,025
Dec 21 – Dec 27	Dec 20 – Dec 26	Fri – Sat	425	500	500	650	625	725	725	950	950	1,125	1,125	1,450	1,450
		Sun – Thur	300	350	350	475	450	525	525	675	675	800	800	1,025	1,025
		Full Week	2,350	2,750	2,750	3,675	3,500	4,075	4,075	5,275	5,275	6,250	6,250	8,025	8,025
Dec 28 – Jan 3 ¹	Dec 27 – Jan 2 ¹	Fri – Sat	475	575	575	725	700	825	825	1,050	1,050	1,250	1,250	1,625	1,625
		Sun – Thur	350	400	400	525	500	575	575	750	750	875	875	1,125	1,125
		Full Week	2,700	3,150	3,150	4,075	3,900	4,525	4,525	5,850	5,850	6,875	6,875	8,875	8,875

*All Vacation Club Points listed are per night unless noted as Full Week. ¹For dates/weeks with a December – January overlap, usage ends in subsequent year.



Marriott's Aruba Ocean Club E

Palm Beach, Aruba

Unit Type Legend	
OV Ocean View	OF Ocean Front

2012	2013	Day*	Unit Type					
			Studio		1-Bedroom		2-Bedroom	
			OV	OF	OV	OF	OV	OF
Jan 6 – Feb 2 Mar 30 – Apr 5 Apr 13 – Apr 26	Jan 4 – Feb 7 Apr 5 – May 2	Fri – Sat	350	450	500	650	750	975
		Sun – Thur	250	325	350	450	525	675
		Full Week	1,950	2,525	2,750	3,550	4,125	5,325
Feb 3 – Feb 16 Feb 24 – Mar 29	Feb 8 – Feb 14 Feb 22 – Mar 28	Fri – Sat	375	500	550	700	825	1,075
		Sun – Thur	275	350	375	500	600	750
		Full Week	2,125	2,750	2,975	3,900	4,650	5,900
Apr 27 – Aug 30 Nov 2 – Dec 20	May 3 – Sep 5 Nov 8 – Dec 19	Fri – Sat	300	375	425	525	625	825
		Sun – Thur	200	275	300	375	450	575
		Full Week	1,600	2,125	2,350	2,925	3,500	4,525
Aug 31 – Nov 1	Sep 6 – Nov 7	Fri – Sat	225	300	325	425	500	650
		Sun – Thur	175	200	225	300	350	450
		Full Week	1,325	1,600	1,775	2,350	2,750	3,550
Feb 17 – Feb 23	Feb 15 – Feb 21	Fri – Sat	500	650	725	950	1,125	1,450
		Sun – Thur	350	475	525	675	800	1,025
		Full Week	2,750	3,675	4,075	5,275	6,250	8,025
Apr 6 – Apr 12	Mar 29 – Apr 4	Fri – Sat	500	650	725	950	1,125	1,450
		Sun – Thur	350	475	525	675	800	1,025
		Full Week	2,750	3,675	4,075	5,275	6,250	8,025
Dec 21 – Dec 27	Dec 20 – Dec 26	Fri – Sat	500	650	725	950	1,125	1,450
		Sun – Thur	350	475	525	675	800	1,025
		Full Week	2,750	3,675	4,075	5,275	6,250	8,025
Dec 28 – Jan 3 ¹	Dec 27 – Jan 2 ¹	Fri – Sat	575	725	825	1,050	1,250	1,625
		Sun – Thur	400	525	575	750	875	1,125
		Full Week	3,150	4,075	4,525	5,850	6,875	8,875



*All Vacation Club Points listed are per night unless noted as Full Week. ¹For dates/weeks with a December – January overlap, usage ends in subsequent year.

CARIBBEAN



Marriott's St. Kitts Beach Club E

St. Kitts, Leeward Islands, Caribbean

Unit Type Legend	
GV Garden View	OV Ocean View
OS Ocean Side	

2012	2013	Day*	Unit Type				
			2-Bedroom			3-Bedroom	
			GV	OV	OS	OV	OS
Jan 6 – Feb 2 Apr 6 – Apr 26	Jan 4 – Feb 7 Apr 12 – May 2	Fri – Sat	600	675	750	925	1,100
		Sun – Thur	425	475	525	650	775
		Full Week	3,325	3,725	4,125	5,100	6,075
Feb 3 – Feb 16 Feb 24 – Apr 5	Feb 8 – Feb 14 Feb 22 – Apr 11	Fri – Sat	675	750	825	1,025	1,225
		Sun – Thur	475	525	575	725	875
		Full Week	3,725	4,125	4,525	5,675	6,825
Apr 27 – Aug 30 Nov 2 – Dec 20	May 3 – Sep 5 Nov 8 – Dec 19	Fri – Sat	475	550	600	750	875
		Sun – Thur	350	375	425	525	625
		Full Week	2,700	2,975	3,325	4,125	4,875
Aug 31 – Nov 1	Sep 6 – Nov 7	Fri – Sat	375	400	475	575	675
		Sun – Thur	275	300	325	400	475
		Full Week	2,125	2,300	2,575	3,150	3,725
Feb 17 – Feb 23	Feb 15 – Feb 21	Fri – Sat	825	900	1,025	1,275	1,525
		Sun – Thur	600	650	725	900	1,075
		Full Week	4,650	5,050	5,675	7,050	8,425
Dec 21 – Dec 27	Dec 20 – Dec 26	Fri – Sat	800	875	975	1,225	1,450
		Sun – Thur	575	625	700	850	1,025
		Full Week	4,475	4,875	5,450	6,700	8,025
Dec 28 – Jan 3 [†]	Dec 27 – Jan 2 [†]	Fri – Sat	1,000	1,100	1,225	1,525	1,825
		Sun – Thur	700	775	875	1,075	1,275
		Full Week	5,500	6,075	6,825	8,425	10,025



*All Vacation Club Points listed are per night unless noted as Full Week. [†]For dates/weeks with a December – January overlap, usage ends in subsequent year.



Marriott's Frenchman's Cove E

St. Thomas, U.S. Virgin Islands

2012	2013	Day*	Unit Type	
			2-Bedroom	3-Bedroom
Jan 6 – Feb 2 Apr 6 – Apr 26	Jan 4 – Feb 7 Apr 12 – May 2	Fri – Sat	675	925
		Sun – Thur	475	650
		Full Week	3,725	5,100
Feb 3 – Feb 16 Feb 24 – Apr 5	Feb 8 – Feb 14 Feb 22 – Apr 11	Fri – Sat	750	1,025
		Sun – Thur	525	725
		Full Week	4,125	5,675
Apr 27 – Aug 30 Nov 2 – Dec 20	May 3 – Sep 5 Nov 8 – Dec 19	Fri – Sat	550	750
		Sun – Thur	375	525
		Full Week	2,975	4,125
Aug 31 – Nov 1	Sep 6 – Nov 7	Fri – Sat	425	575
		Sun – Thur	300	400
		Full Week	2,350	3,150
Feb 17 – Feb 23	Feb 15 – Feb 21	Fri – Sat	950	1,275
		Sun – Thur	675	900
		Full Week	5,275	7,050
Dec 21 – Dec 27	Dec 20 – Dec 26	Fri – Sat	900	1,225
		Sun – Thur	625	850
		Full Week	4,925	6,700
Dec 28 – Jan 3 [†]	Dec 27 – Jan 2 [†]	Fri – Sat	1,125	1,525
		Sun – Thur	800	1,075
		Full Week	6,250	8,425



*All Vacation Club Points listed are per night unless noted as Full Week. [†]For dates/weeks with a December – January overlap, usage ends in subsequent year.



Marriott's Village d'Ile-de-France **E**

Paris, France

2012	2013	Day*	Unit Type		
			Studio	2-Bedroom	3-Bedroom
	Jul 5 – Sep 5	Fri – Sat	450	900	1,125
		Sun – Thurs	225	450	575
		Full Week	2,025	4,050	5,125
Apr 13 – May 31 Jun 15 – Jul 5 Sep 7 – Nov 8	Apr 5 – May 30 Jun 14 – Jul 4 Sep 6 – Nov 7	Fri – Sat	300	600	725
		Sun – Thurs	150	300	375
		Full Week	1,350	2,700	3,325
Jan 6 – Mar 29 Nov 9 – Dec 20	Jan 4 – Mar 21 Nov 8 – Dec 19	Fri – Sat	200	400	500
		Sun – Thurs	100	200	250
		Full Week	900	1,800	2,250
Dec 28 – Jan 3	Dec 27 – Jan 2	Fri – Sat	375	725	900
		Sun – Thurs	200	375	450
		Full Week	1,750	3,325	4,050
Dec 21 – Dec 27	Dec 20 – Dec 26	Fri – Sat	325	650	800
		Sun – Thurs	175	325	400
		Full Week	1,525	2,925	3,600
Mar 30 – Apr 12	Mar 22 – Apr 4	Fri – Sat	350	675	850
		Sun – Thurs	175	350	425
		Full Week	1,575	3,100	3,825
Jun 1 – Jun 14	May 31 – Jun 13	Fri – Sat	350	675	850
		Sun – Thurs	175	350	425
		Full Week	1,575	3,100	3,825



*All Vacation Club Points listed are per night unless noted as Full Week. †For dates/weeks with a December – January overlap, usage ends in subsequent year.



Marriott's Playa Andaluza E

Estepona, Málaga, Costa del Sol, Spain

Unit Type Legend

GV	Garden View	SF	Sea Front
----	-------------	----	-----------

2012	2013	Day*	Unit Type					
			Studio		2-Bedroom		3-Bedroom	
			GV	SF	GV	SF	GV	SF
Aug 3 – Aug 16	Aug 2 – Aug 15	Fri – Sat	400	400	850	1,200	1,075	1,450
		Sun – Thurs	250	250	500	725	650	875
		Full Week	2,050	2,050	4,200	6,025	5,400	7,275
Jun 1 – Jun 14 Jul 20 – Aug 2 Aug 17 – Sep 27	May 31 – Jun 13 Jul 19 – Aug 1 Aug 16 – Sep 26	Fri – Sat	350	350	700	1,000	875	1,225
		Sun – Thurs	200	200	425	600	525	725
		Full Week	1,700	1,700	3,525	5,000	4,375	6,075
Jun 15 – Jul 19 Sep 28 – Nov 22	Jun 14 – Jul 18 Sep 27 – Nov 21	Fri – Sat	250	250	525	750	675	900
		Sun – Thurs	150	150	325	450	400	550
		Full Week	1,250	1,250	2,675	3,750	3,350	4,550
Feb 10 – Feb 23 Apr 13 – May 31	Feb 15 – Feb 28 Apr 5 – May 30	Fri – Sat	225	225	450	650	575	800
		Sun – Thurs	125	125	275	400	350	475
		Full Week	1,075	1,075	2,275	3,300	2,900	3,975
Jan 6 – Feb 9 Feb 24 – Mar 29 Nov 23 – Dec 20	Jan 4 – Feb 14 Mar 1 – Mar 21 Nov 22 – Dec 19	Fri – Sat	175	175	400	550	475	675
		Sun – Thurs	100	100	225	325	300	400
		Full Week	850	850	1,925	2,725	2,450	3,350
Dec 28 – Jan 3	Dec 27 – Jan 2	Fri – Sat	175	175	400	550	475	675
		Sun – Thurs	100	100	225	325	300	400
		Full Week	850	850	1,925	2,725	2,450	3,350
Dec 21 – Dec 27	Dec 20 – Dec 26	Fri – Sat	175	175	400	550	475	675
		Sun – Thurs	100	100	225	325	300	400
		Full Week	850	850	1,925	2,725	2,450	3,350
Mar 30 – Apr 12	Mar 22 – Apr 4	Fri – Sat	250	250	500	700	625	850
		Sun – Thurs	150	150	300	425	375	500
		Full Week	1,250	1,250	2,500	3,525	3,125	4,200



*All Vacation Club Points listed are per night unless noted as Full Week. †For dates/weeks with a December – January overlap, usage ends in subsequent year.



Marriott's Club Son Antem **E**

Mallorca, Spain

2012	2013	Day*	Unit Type	
			2-Bedroom	3-Bedroom
Aug 3 – Aug 16	Aug 2 – Aug 15	Fri – Sat	875	1,075
		Sun – Thurs	600	750
		Full Week	4,750	5,900
Jun 1 – Jun 14 Jul 20 – Aug 2 Aug 17 – Oct 25	May 31 – Jun 13 Jul 19 – Aug 1 Aug 16 – Oct 24	Fri – Sat	725	900
		Sun – Thurs	500	625
		Full Week	3,950	4,925
Jun 15 – Jul 19 Oct 26 – Nov 8	Jun 14 – Jul 18 Oct 25 – Nov 7	Fri – Sat	550	675
		Sun – Thurs	375	475
		Full Week	2,975	3,725
Feb 10 – Feb 23 Apr 13 – May 31	Feb 15 – Feb 28 Apr 5 – May 30	Fri – Sat	475	575
		Sun – Thurs	325	400
		Full Week	2,575	3,150
Jan 6 – Feb 9 Feb 24 – Mar 29 Nov 9 – Dec 20	Jan 4 – Feb 14 Mar 1 – Mar 21 Nov 8 – Dec 19	Fri – Sat	350	450
		Sun – Thurs	250	325
		Full Week	1,950	2,525
Dec 28 – Jan 3	Dec 27 – Jan 2	Fri – Sat	350	450
		Sun – Thurs	250	325
		Full Week	1,950	2,525
Dec 21 – Dec 27	Dec 20 – Dec 26	Fri – Sat	350	450
		Sun – Thurs	250	325
		Full Week	1,950	2,525
Mar 30 – Apr 12	Mar 22 – Apr 4	Fri – Sat	500	625
		Sun – Thurs	350	450
		Full Week	2,750	3,500



*All Vacation Club Points listed are per night unless noted as Full Week. †For dates/weeks with a December – January overlap, usage ends in subsequent year.



Marriott's Marbella Beach Resort **E**

Marbella, Spain

2012	2013	Day*	Unit Type		
			1-Bedroom	2-Bedroom	3-Bedroom
Aug 3 – Aug 16	Aug 2 – Aug 15	Fri – Sat	750	1,000	1,100
		Sun – Thurs	450	600	650
		Full Week	3,750	5,000	5,450
Jun 1 – Jun 14 Jul 20 – Aug 2 Aug 17 – Sep 27	May 31 – Jun 13 Jul 19 – Aug 1 Aug 16 – Sep 26	Fri – Sat	625	825	900
		Sun – Thurs	375	500	550
		Full Week	3,125	4,150	4,550
Jun 15 – Jul 19 Sep 28 – Nov 22	Jun 14 – Jul 18 Sep 27 – Nov 21	Fri – Sat	475	625	675
		Sun – Thurs	275	375	400
		Full Week	2,325	3,125	3,350
Feb 10 – Feb 23 Apr 13 – May 31	Feb 15 – Feb 28 Apr 5 – May 30	Fri – Sat	400	550	600
		Sun – Thurs	250	325	350
		Full Week	2,050	2,725	2,950
Jan 6 – Feb 9 Feb 24 – Mar 29 Nov 23 – Dec 20	Jan 4 – Feb 14 Mar 1 – Mar 21 Nov 22 – Dec 19	Fri – Sat	350	450	500
		Sun – Thurs	200	275	300
		Full Week	1,700	2,275	2,500
Dec 28 – Jan 3	Dec 27 – Jan 2	Fri – Sat	350	450	500
		Sun – Thurs	200	275	300
		Full Week	1,700	2,275	2,500
Dec 21 – Dec 27	Dec 20 – Dec 26	Fri – Sat	350	450	500
		Sun – Thurs	200	275	300
		Full Week	1,700	2,275	2,500
Mar 30 – Apr 12	Mar 22 – Apr 4	Fri – Sat	425	575	625
		Sun – Thurs	250	350	375
		Full Week	2,100	2,900	3,125



*All Vacation Club Points listed are per night unless noted as Full Week. †For dates/weeks with a December – January overlap, usage ends in subsequent year.



The Ritz-Carlton Club®, Vail E

Vail, Colorado

2012	2013	Day*	Unit Type	
			2-Bedroom	3-Bedroom
Jan 6 – Jan 12 Mar 23 – Apr 12 Nov 30 – Dec 20	Jan 4 – Jan 17 Mar 29 – Apr 18 Dec 6 – Dec 19	Fri – Sat	1,625	2,100
		Sun – Thurs	650	825
		Full Week	6,500	8,325
Jan 13 – Feb 16 Feb 24 – Mar 22	Jan 18 – Feb 14 Feb 22 – Mar 28	Fri – Sat	1,925	2,600
		Sun – Thurs	775	1,025
		Full Week	7,725	10,325
Apr 13 – Jun 7 Sep 21 – Nov 22	Apr 19 – Jun 13 Sep 27 – Nov 28	Fri – Sat	625	800
		Sun – Thurs	250	325
		Full Week	2,500	3,225
Jun 8 – Jun 28 Jul 27 – Sep 20	Jun 14 – Jun 27 Jul 26 – Sep 26	Fri – Sat	975	1,275
		Sun – Thurs	375	525
		Full Week	3,825	5,175
Jun 29 – Jul 26	Jun 28 – Jul 25	Fri – Sat	1,275	1,650
		Sun – Thurs	525	650
		Full Week	5,175	6,550
Feb 17 – Feb 23	Feb 15 – Feb 21	Fri – Sat	2,100	3,300
		Sun – Thurs	825	1,325
		Full Week	8,325	13,225
Nov 23 – Nov 29	Nov 29 – Dec 5	Fri – Sat	1,625	2,100
		Sun – Thurs	650	825
		Full Week	6,500	8,325
Dec 21 – Dec 27	Dec 20 – Dec 26	Fri – Sat	2,300	3,975
		Sun – Thurs	925	1,575
		Full Week	9,225	15,825
Dec 28 – Jan 3 [†]	Dec 27 – Jan 2 [†]	Fri – Sat	2,800	4,325
		Sun – Thurs	1,125	1,725
		Full Week	11,225	17,275



*All Vacation Club Points listed are per night unless noted as Full Week. [†]For dates/weeks with a December – January overlap, usage ends in subsequent year.

RESORT FINDER

United States

Arizona

Phoenix

Marriott's Canyon Villas 31

California

Newport Coast

Marriott's Newport Coast® Villas 37

Palm Desert

Marriott's Desert Springs Villas 33

Marriott's Desert Springs Villas II 34

Marriott's Shadow Ridge 35

Marriott's Shadow Ridge Enclaves 36

South Lake Tahoe

Marriott Grand Residence Club®, Lake Tahoe ... 38

Marriott's Timber Lodge® 39

Colorado

Breckenridge

Marriott's Mountain Valley Lodge 27

Vail

Marriott's StreamSide 28

The Ritz-Carlton Club®, Vail 54

Florida

Fort Lauderdale

Marriott's BeachPlace Towers 15

Marco Island

Marriott's Crystal Shores 13

Miami

Marriott's Villas at Doral 14

Orlando

Marriott's Cypress Harbour 21

Marriott's Grande Vista 19

Marriott's Harbour Lake 20

Marriott's Imperial Palms 24

Marriott's Lakeshore Reserve 18

Marriott's Royal Palms 22

Marriott's Sabal Palms 23

Panama City

Marriott's Legends Edge 25

The Palm Beaches

Marriott's Ocean Pointe 17

Marriott's Oceana Palms 16

Hawaii

Kauai

Marriott's Kauai Beach Club 43

Marriott's Kauai Lagoons – Kalanipu'u 44

Marriott's Waiohai Beach Club 45

Maui

Marriott's Maui Ocean Club 40

Oahu

Marriott's Ko Olina Beach Club 42

Massachusetts

Boston

Marriott's Custom House 1

Missouri

Branson

Marriott's Willow Ridge Lodge 26

Nevada

Las Vegas

Marriott's Grand Chateau® 32

RESORT FINDER

New Jersey

Absecon

Marriott's Fairway Villas 2

South Carolina

Hilton Head Island

Marriott's Barony Beach Club 5

Marriott's Grande Ocean 9

Marriott's Harbour Club 12

Marriott's Harbour Point 7

Marriott's Sunset Pointe 8

Marriott's Heritage Club 11

Marriott's Monarch 10

Marriott's SurfWatch® 6

Myrtle Beach

Marriott's OceanWatch 4

Utah

Park City

Marriott's MountainSide 29

Marriott's Summit Watch 30

Virginia

Williamsburg

Marriott's Manor Club 3

International

Aruba

Palm Beach

Marriott's Aruba Ocean Club 47

Marriott's Aruba Surf Club 46

France

Paris

Marriott's Village d'Ile-de-France 50

Spain

Mallorca

Marriott's Club Son Antem 52

Marbella

Marriott's Marbella Beach Resort 53

Estepona, Costa del Sol

Marriott's Playa Andaluza 51

St. Kitts, Leeward Islands, Caribbean

Frigate Bay

Marriott's St. Kitts Beach Club 48

St. Thomas, U.S. Virgin Islands

St. Thomas

Marriott's Frenchman's Cove 49

You may only exchange into the following resorts through the World Traveler Collection:

Marriott's Phuket Beach Club

Marriott's Mai Khao Beach

Marriott Vacation Club at The Empire Place®

Access to resorts and services described as part of the World Traveler Collection are provided via an affiliation with Interval International Inc. and is subject to Interval International Inc.'s terms and conditions. Actual participating resorts are subject to change. Participation in the World Traveler Collection may require the payment of additional fees.

The ability of Marriott Vacation Club Destinations Exchange Program to confirm a specific exchange request is dependent upon the timeshare interests and use periods available or as provided by the provider of accommodations or services. Therefore, the Marriott Vacation Club Destinations Exchange Program cannot guarantee specific resort choices, dates of travel or types or sizes of accommodations. The earlier an exchange is requested, the better the possibility that a specific request may be confirmed. The Marriott Vacation Club Collection is comprised of timeshare interests owned by the MVC Trust and available for usage through the Marriott Vacation Club Destinations timeshare plan and timeshare interests that are available for usage through the MVC Exchange Company; please see the applicable Marriott Vacation Club Destinations Exchange Program documents for more information. Resorts with property that comprise the MVC Trust are described in the documents provided at the time of sale, and more particularly on the exhibit entitled Component Site Chart, which may be revised from time to time. Request for occupancy at resorts with small amounts of property in the MVC Trust, as set forth in the Component Site Chart, will be fulfilled primarily through the Marriott Vacation Club Destinations Exchange Program.

1. Unless otherwise permitted by applicable law, with respect to any accommodation, no change exceeding ten percent (10%) per annum in the manner in which point values may be used may be made without the assent of at least twenty-five percent (25%) of the voting power of the Association other than the developer.
2. No trust owner will be prevented from using the trust plan as a result of changes in the manner in which point values may be used.
3. In the event point values are changed, no trust owner will be prevented from using the accommodations in the same manner as was provided for under the original purchase contract.
4. Subject to the limitations in items 1 through 3 above, the Points requirements set forth on this Points Schedule are subject to change by the Program Manager at any time, in accordance with Article III of the Reservation Procedures for Marriott Vacation Club Destinations program. For the most current Points Schedule, please refer to My-VacationClub.com.
5. This is the Points Schedule for MVC Trust.
6. Resort specific unit type descriptions are listed by each resort on the following pages.
7. Unit type reserved is guaranteed. However, specific views are not guaranteed and may vary from unit to unit based on changes in vegetation, surrounding conditions and other factors.